

## SOUTHERN CO., THE FUTURE (SOFF) - EUX/C10

2024/10/18 19:07:34

Price  
94.053 USDDifference  0.65% (0.61)

## General attributes

Symbol	SOFFC10
Exchange	Eurex
Currency	USD
Security type	Future
Underlying	SOUTHERN CO.
Maturity	08-2025
Contract size	100

## Market data

Bid (Bid size)	- USD (-)
Ask (Ask size)	- USD (-)
Open	94.053 USD
High	94.053 USD
Low	94.053 USD
Close (prev. day)	93.448 USD
Underlying	SOUTHERN CO.
Underlying price (date)	93.24 (24/10/18)
Settlement price (date)	93.62 (24/10/18)
Open Interest	0

## Performance and Risk

	6m	1y	3y
Perf (%)	+33.31%	+38.93%	-
Perf (abs.)	+23.50	+26.36	-
Beta	-	-	-
Volatility	15.81	16.98	-

## Futures and Options

Related Futures	-
Related Options	-












Information about previous performance does not guarantee future performance.  
Source: FactSet

## Price data

Ø price 5 days   Ø volume 5 days (pcs.)	92.620 USD (0)
Ø price 30 days   Ø volume 30 days (pcs.)	90.878 USD (0)
Ø price 100 days   Ø volume 100 days (pcs.)	87.522 USD (0)
Ø price 250 days   Ø volume 250 days (pcs.)	76.677 USD (0)
YTD High   date	94.053 USD (2024/10/18)
YTD Low   date	66.383 USD (2024/02/28)
52 Weeks High   date	94.053 USD (2024/10/18)
52 Weeks Low   date	66.342 USD (2023/10/23)

## Recent Research

on underlying   on sector   on market			
Date		Headline	Download
2024/09/27		Global Equity Ratings	
2024/09/27		Aktienempfehlungen Global	
2024/09/11		Global Equity Ratings	
2024/09/11		Aktienempfehlungen Global	
2024/09/05		Global Equity Ratings	