

SOUTHERN CO., THE FUTURE (SOFF) - EUX/C10

2024/09/13 18:35:47

Price
89.9329 USDDifference  0.57% (0.51)

General attributes

Symbol	SOFFC10
Exchange	Eurex
Currency	USD
Security type	Future
Underlying	SOUTHERN CO.
Maturity	06-2025
Contract size	100

Market data

Bid (Bid size)	- USD (-)
Ask (Ask size)	- USD (-)
Open	89.9329 USD
High	89.9329 USD
Low	89.9329 USD
Close (prev. day)	89.423 USD
Underlying	SOUTHERN CO.
Underlying price (date)	89.44 (24/09/13)
Settlement price (date)	89.93 (24/09/13)
Open Interest	0

Performance and Risk

	6m	1y	3y
Perf (%)	+26.79%	+27.82%	-
Perf (abs.)	+19.00	+19.57	-
Beta	-	-	-
Volatility	16.56	18.20	-

Futures and Options

Related Futures	-
Related Options	-












Information about previous performance does not guarantee future performance.
Source: FactSet

Price data

Ø price 5 days Ø volume 5 days (pcs.)	90.0018 USD (0)
Ø price 30 days Ø volume 30 days (pcs.)	88.3294 USD (0)
Ø price 100 days Ø volume 100 days (pcs.)	84.6684 USD (0)
Ø price 250 days Ø volume 250 days (pcs.)	73.7532 USD (0)
YTD High date	90.7365 USD (2024/09/10)
YTD Low date	66.3831 USD (2024/02/28)
52 Weeks High date	90.7365 USD (2024/09/10)
52 Weeks Low date	62.8177 USD (2023/10/02)

Recent Research

on underlying	on sector	on market	
Date		Headline	Download
2024/09/11		Global Equity Ratings	
2024/09/11		Aktienempfehlungen Global	
2024/09/05		Global Equity Ratings	
2024/09/05		Aktienempfehlungen Global	
2024/08/12		Global Equity Ratings	