

SIEMENS AG FUTURE (SIEH) - EUX/C10

2024/05/06 18:30:10

Price
180.7226 EURDifference  0.96% (1.72)

General attributes

Symbol	SIEHC10
Exchange	Eurex
Currency	EUR
Security type	Future
Underlying	SIEMENS AG
Maturity	03-2025
Contract size	100

Market data

Bid (Bid size)	- EUR (-)
Ask (Ask size)	- EUR (-)
Open	180.7226 EUR
High	180.7226 EUR
Low	180.7226 EUR
Close (prev. day)	179.0076 EUR
Underlying	SIEMENS AG
Underlying price (date)	174.40 (24/06/10)
Settlement price (date)	175.88 (24/06/07)
Open Interest	0

Performance and Risk

	6m	1y	3y
Perf (%)	+39.78%	+19.43%	-
Perf (abs.)	+51.43	+29.40	-
Beta	-	-	-
Volatility	21.54	22.93	-

Futures and Options

Related Futures	-
Related Options	-

5y












Information about previous performance does not guarantee future performance.
Source: FactSet

Price data

Ø price 5 days Ø volume 5 days (pcs.)	178.5435 EUR (0)
Ø price 30 days Ø volume 30 days (pcs.)	179.1415 EUR (0)
Ø price 100 days Ø volume 100 days (pcs.)	174.3316 EUR (0)
Ø price 250 days Ø volume 250 days (pcs.)	156.8514 EUR (0)
YTD High date	190.4098 EUR (2024/03/15)
YTD Low date	159.6284 EUR (2024/01/17)
52 Weeks High date	190.4098 EUR (2024/03/15)
52 Weeks Low date	121.4796 EUR (2023/10/26)

Recent Research

on underlying	on sector	on market	
Date		Headline	Download
2024/05/29		Global Equity Ratings	
2024/05/29		Aktienempfehlungen Global	
2024/04/26		Global Equity Ratings	
2024/04/26		Aktienempfehlungen Global	
2024/04/03		Global Equity Ratings	