

VINCI S.A. FUTURE (SQUH) - EUX/C11

2024/10/18 19:07:34

Price
107.212 EUR

Difference  0.03% (0.03)

General attributes

Symbol	SQUHC11
Exchange	Eurex
Currency	EUR
Security type	Future
Underlying	VINCI SA
Maturity	09-2025
Contract size	100

Market data

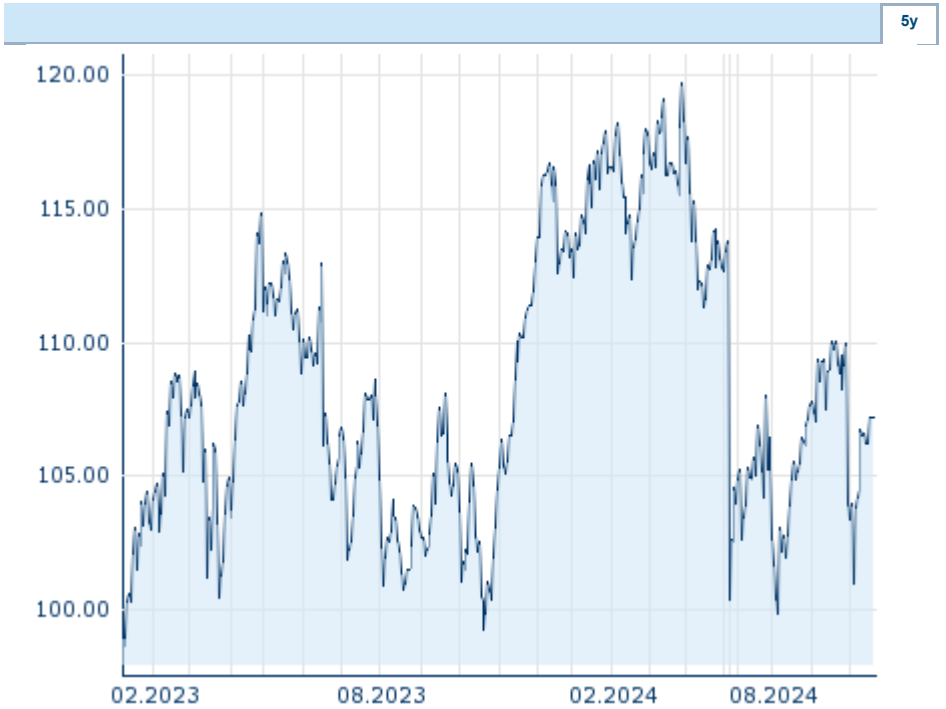
Bid (Bid size)	- EUR (-)
Ask (Ask size)	- EUR (-)
Open	107.212 EUR
High	107.212 EUR
Low	107.212 EUR
Close (prev. day)	107.1786 EUR
Underlying	VINCI SA
Underlying price (date)	107.30 (24/10/18)
Settlement price (date)	107.43 (24/10/18)
Open Interest	0

Performance and Risk

	6m	1y	3y
Perf (%)	-5.07%	+6.61%	-
Perf (abs.)	-5.72	+6.65	-
Beta	-	-	-
Volatility	29.38	21.90	-

Futures and Options

Related Futures	-
Related Options	-












Information about previous performance does not guarantee future performance.
Source: FactSet

Price data

Ø price 5 days Ø volume 5 days (pcs.)	106.813 EUR (0)
Ø price 30 days Ø volume 30 days (pcs.)	107.242 EUR (0)
Ø price 100 days Ø volume 100 days (pcs.)	105.694 EUR (0)
Ø price 250 days Ø volume 250 days (pcs.)	110.795 EUR (0)
YTD High date	119.708 EUR (2024/03/27)
YTD Low date	99.905 EUR (2024/08/06)
52 Weeks High date	119.708 EUR (2024/03/27)
52 Weeks Low date	99.268 EUR (2023/10/20)

Recent Research

on underlying	on sector	on market	
Date		Headline	Download
2024/09/27		Global Equity Ratings	
2024/09/27		Aktienempfehlungen Global	
2024/09/11		Global Equity Ratings	
2024/09/11		Aktienempfehlungen Global	
2024/09/05		Global Equity Ratings	