

VINCI S.A. FUTURE (SQUH) - EUX/C11

2024/09/18 18:41:31

Price
109.7741 EUR

Difference  **-0.24% (-0.27)**

General attributes

Symbol	SQUHC11
Exchange	Eurex
Currency	EUR
Security type	Future
Underlying	VINCI SA
Maturity	07-2025
Contract size	100

Market data

Bid (Bid size)	- EUR (-)
Ask (Ask size)	- EUR (-)
Open	109.7741 EUR
High	109.7741 EUR
Low	109.7741 EUR
Close (prev. day)	110.04 EUR
Underlying	VINCI SA
Underlying price (date)	110.35 (24/09/18)
Settlement price (date)	109.77 (24/09/18)
Open Interest	0

Performance and Risk

	6m	1y	3y
Perf (%)	-5.36%	+2.28%	-
Perf (abs.)	-6.23	+2.45	-
Beta	-	-	-
Volatility	27.92	21.17	-

Futures and Options

Related Futures	-
Related Options	-

5y












Information about previous performance does not guarantee future performance.
Source: FactSet

Price data

Ø price 5 days Ø volume 5 days (pcs.)	108.9767 EUR (0)
Ø price 30 days Ø volume 30 days (pcs.)	106.3233 EUR (0)
Ø price 100 days Ø volume 100 days (pcs.)	105.8085 EUR (0)
Ø price 250 days Ø volume 250 days (pcs.)	110.3350 EUR (0)
YTD High date	119.7076 EUR (2024/03/27)
YTD Low date	99.9050 EUR (2024/08/06)
52 Weeks High date	119.7076 EUR (2024/03/27)
52 Weeks Low date	99.2681 EUR (2023/10/20)

Recent Research

on underlying	on sector	on market	
Date		Headline	Download
2024/09/11		Global Equity Ratings	
2024/09/11		Aktienempfehlungen Global	
2024/09/05		Global Equity Ratings	
2024/09/05		Aktienempfehlungen Global	
2024/08/12		Global Equity Ratings	