

VINCI S.A. FUTURE (SQUH) - EUX/C11

2024/04/30 18:39:58

Price
112.8246 EUR

Difference  **-0.32% (-0.37)**

General attributes

Symbol	SQUHC11
Exchange	Eurex
Currency	EUR
Security type	Future
Underlying	VINCI SA
Maturity	03-2025
Contract size	100

Market data

Bid (Bid size)	- EUR (-)
Ask (Ask size)	- EUR (-)
Open	112.8246 EUR
High	112.8246 EUR
Low	112.8246 EUR
Close (prev. day)	113.1904 EUR
Underlying	VINCI SA
Underlying price (date)	110.30 (24/05/02)
Settlement price (date)	112.82 (24/04/30)
Open Interest	0

Performance and Risk

	6m	1y	3y
Perf (%)	+9.48%	-1.75%	-
Perf (abs.)	+9.77	-2.01	-
Beta	-	-	-
Volatility	14.08	16.01	-

Futures and Options

Related Futures	-
Related Options	-












Information about previous performance does not guarantee future performance.
 Source: FactSet

Price data

Ø price 5 days Ø volume 5 days (pcs.)	113.3643 EUR (0)
Ø price 30 days Ø volume 30 days (pcs.)	114.6063 EUR (0)
Ø price 100 days Ø volume 100 days (pcs.)	115.3845 EUR (0)
Ø price 250 days Ø volume 250 days (pcs.)	109.8867 EUR (0)
YTD High date	119.7076 EUR (2024/03/27)
YTD Low date	111.2996 EUR (2024/04/16)
52 Weeks High date	119.7076 EUR (2024/03/27)
52 Weeks Low date	99.2681 EUR (2023/10/20)

Recent Research

on underlying	on sector	on market	
Date		Headline	Download
2024/04/26		Global Equity Ratings	
2024/04/26		Aktienempfehlungen Global	
2024/04/03		Global Equity Ratings	
2024/04/03		Aktienempfehlungen Global	
2024/03/13		Global Equity Ratings	