

VINCI S.A. FUTURE (SQUH) - EUX/C11

2024/04/19 18:42:38

Price
112.7258 EUR

Difference  -0.18% (-0.21)

General attributes

Symbol	SQUHC11
Exchange	Eurex
Currency	EUR
Security type	Future
Underlying	VINCI SA
Maturity	03-2025
Contract size	100

Market data

Bid (Bid size)	- EUR (-)
Ask (Ask size)	- EUR (-)
Open	112.7258 EUR
High	112.7258 EUR
Low	112.7258 EUR
Close (prev. day)	112.9332 EUR
Underlying	VINCI SA
Underlying price (date)	113.35 (24/04/19)
Settlement price (date)	112.99 (24/04/19)
Open Interest	0

Performance and Risk

	6m	1y	3y
Perf (%)	+12.37%	+2.23%	-
Perf (abs.)	+12.41	+2.46	-
Beta	-	-	-
Volatility	14.29	16.48	-

Futures and Options

Related Futures	-
Related Options	-












Information about previous performance does not guarantee future performance.
Source: FactSet

Price data

Ø price 5 days Ø volume 5 days (pcs.)	112.1645 EUR (0)
Ø price 30 days Ø volume 30 days (pcs.)	115.6041 EUR (0)
Ø price 100 days Ø volume 100 days (pcs.)	115.3735 EUR (0)
Ø price 250 days Ø volume 250 days (pcs.)	109.8499 EUR (0)
YTD High date	119.7076 EUR (2024/03/27)
YTD Low date	111.2996 EUR (2024/04/16)
52 Weeks High date	119.7076 EUR (2024/03/27)
52 Weeks Low date	99.2681 EUR (2023/10/20)

Recent Research

on underlying	on sector	on market	
Date		Headline	Download
2024/04/03		Global Equity Ratings	
2024/04/03		Aktienempfehlungen Global	
2024/03/13		Global Equity Ratings	
2024/03/13		Aktienempfehlungen Global	
2024/02/22		Aktienempfehlungen Global	