

VINCI S.A. FUTURE (SQUH) - EUX/C1

2024/04/26 18:36:08

Price
111.3522 EUR

Difference  0.85% (0.94)

General attributes

Symbol	SQUHC1
Exchange	Eurex
Currency	EUR
Security type	Future
Underlying	VINCI SA
Maturity	05-2024
Contract size	100

Market data

Bid (Bid size)	111.5279 EUR (5)
Ask (Ask size)	111.7509 EUR (5)
Open	111.3522 EUR
High	111.3522 EUR
Low	111.3522 EUR
Close (prev. day)	110.412 EUR
Underlying	VINCI SA
Underlying price (date)	111.40 (24/04/29)
Settlement price (date)	111.35 (24/04/26)
Open Interest	200

Performance and Risk

	6m	1y	3y
Perf (%)	+11.66%	-0.27%	-
Perf (abs.)	+11.63	-0.30	-
Beta	-	-	-
Volatility	13.96	15.19	-

Futures and Options

Related Futures	-
Related Options	-

5y












Information about previous performance does not guarantee future performance.
Source: FactSet

Price data

Ø price 5 days Ø volume 5 days (pcs.)	111.2289 EUR (40)
Ø price 30 days Ø volume 30 days (pcs.)	115.0536 EUR (7)
Ø price 100 days Ø volume 100 days (pcs.)	115.8624 EUR (1,105)
Ø price 250 days Ø volume 250 days (pcs.)	109.7190 EUR (624)
YTD High date	120.3569 EUR (2024/03/27)
YTD Low date	110.4120 EUR (2024/04/25)
52 Weeks High date	120.3569 EUR (2024/03/27)
52 Weeks Low date	99.1727 EUR (2023/10/23)

Recent Research

on underlying	on sector	on market	
Date		Headline	Download
2024/04/26		Global Equity Ratings	
2024/04/26		Aktienempfehlungen Global	
2024/04/03		Global Equity Ratings	
2024/04/03		Aktienempfehlungen Global	
2024/03/13		Global Equity Ratings	