

RYANAIR HOLDINGS PLC FUTURE (RY4I) - EUX/C11

2024/08/14 18:37:05

Price
14.9872 EUR

Difference  **-1.36% (-0.21)**

General attributes

Symbol	RY4IC11
Exchange	Eurex
Currency	EUR
Security type	Future
Underlying	RYANAIR HOLDINGS
Maturity	06-2025
Contract size	100

Market data

Bid (Bid size)	- EUR (-)
Ask (Ask size)	- EUR (-)
Open	14.9872 EUR
High	14.9872 EUR
Low	14.9872 EUR
Close (prev. day)	15.1943 EUR
Underlying	RYANAIR HOLDINGS
Underlying price (date)	1.250.00 (24/08/14)
Settlement price (date)	14.99 (24/08/14)
Open Interest	0

Performance and Risk

	6m	1y	3y
Perf (%)	-26.88%	-8.86%	-
Perf (abs.)	-5.51	-1.46	-
Beta	-	-	-
Volatility	52.58	38.40	-

Futures and Options

Related Futures	-
Related Options	-

5y












Information about previous performance does not guarantee future performance.
Source: FactSet

Price data

Ø price 5 days Ø volume 5 days (pcs.)	15.0769 EUR (0)
Ø price 30 days Ø volume 30 days (pcs.)	15.5333 EUR (0)
Ø price 100 days Ø volume 100 days (pcs.)	18.0590 EUR (0)
Ø price 250 days Ø volume 250 days (pcs.)	18.1588 EUR (0)
YTD High date	21.9059 EUR (2024/04/08)
YTD Low date	13.6573 EUR (2024/07/23)
52 Weeks High date	21.9059 EUR (2024/04/08)
52 Weeks Low date	13.6573 EUR (2024/07/23)

Recent Research

on underlying	on sector	on market	
Date		Headline	Download
2024/08/12		Global Equity Ratings	
2024/08/12		Aktienempfehlungen Global	
2024/07/24		Global Equity Ratings	
2024/07/24		Aktienempfehlungen Global	
2024/07/15		Aktienempfehlungen Global	