

SOUTHERN CO., THE FUTURE (SOFF) - EUX/C12

2024/10/18 19:07:34

Price
93.9697 USDDifference  0.65% (0.61)

General attributes

Symbol	SOFFC12
Exchange	Eurex
Currency	USD
Security type	Future
Underlying	SOUTHERN CO.
Maturity	10-2025
Contract size	100

Market data

Bid (Bid size)	- USD (-)
Ask (Ask size)	- USD (-)
Open	93.9697 USD
High	93.9697 USD
Low	93.9697 USD
Close (prev. day)	93.3617 USD
Underlying	SOUTHERN CO.
Underlying price (date)	93.24 (24/10/18)
Settlement price (date)	94.24 (24/10/18)
Open Interest	0

Performance and Risk

	6m	1y	3y
Perf (%)	+33.34%	+38.91%	-
Perf (abs.)	+23.49	+26.32	-
Beta	-	-	-
Volatility	15.41	16.68	-

Futures and Options

Related Futures	-
Related Options	-












Information about previous performance does not guarantee future performance.
Source: FactSet

Price data

Ø price 5 days Ø volume 5 days (pcs.)	92.5242 USD (0)
Ø price 30 days Ø volume 30 days (pcs.)	90.7031 USD (0)
Ø price 100 days Ø volume 100 days (pcs.)	87.0636 USD (0)
Ø price 250 days Ø volume 250 days (pcs.)	76.8288 USD (0)
YTD High date	93.9697 USD (2024/10/18)
YTD Low date	66.2358 USD (2024/02/28)
52 Weeks High date	93.9697 USD (2024/10/18)
52 Weeks Low date	66.2358 USD (2024/02/28)

Recent Research

on underlying on sector on market			
Date		Headline	Download
2024/09/27		Global Equity Ratings	
2024/09/27		Aktienempfehlungen Global	
2024/09/11		Global Equity Ratings	
2024/09/11		Aktienempfehlungen Global	
2024/09/05		Global Equity Ratings	