

VINCI S.A. FUTURE (SQUH) - EUX/C12

2024/04/25 18:47:27

Price
113.0528 EUR

Difference  **-1.27% (-1.45)**

General attributes

Symbol	SQUHC12
Exchange	Eurex
Currency	EUR
Security type	Future
Underlying	VINCI SA
Maturity	04-2025
Contract size	100

Market data

Bid (Bid size)	- EUR (-)
Ask (Ask size)	- EUR (-)
Open	113.0528 EUR
High	113.0528 EUR
Low	113.0528 EUR
Close (prev. day)	114.5038 EUR
Underlying	VINCI SA
Underlying price (date)	111.40 (24/04/26)
Settlement price (date)	113.05 (24/04/25)
Open Interest	0

Performance and Risk

	6m	1y	3y
Perf (%)	+11.91%	+1.23%	-
Perf (abs.)	+12.04	+1.37	-
Beta	-	-	-
Volatility	14.13	15.71	-

Futures and Options

Related Futures	-
Related Options	-












Information about previous performance does not guarantee future performance.
Source: FactSet

Price data

Ø price 5 days Ø volume 5 days (pcs.)	113.6787 EUR (0)
Ø price 30 days Ø volume 30 days (pcs.)	115.2683 EUR (0)
Ø price 100 days Ø volume 100 days (pcs.)	115.5988 EUR (0)
Ø price 250 days Ø volume 250 days (pcs.)	109.9042 EUR (0)
YTD High date	119.9663 EUR (2024/03/27)
YTD Low date	111.5594 EUR (2024/04/16)
52 Weeks High date	119.9663 EUR (2024/03/27)
52 Weeks Low date	99.6287 EUR (2023/10/20)

Recent Research

on underlying	on sector	on market	
Date		Headline	Download
2024/04/03		Global Equity Ratings	
2024/04/03		Aktienempfehlungen Global	
2024/03/13		Global Equity Ratings	
2024/03/13		Aktienempfehlungen Global	
2024/02/22		Aktienempfehlungen Global	