

RWE AG FUTURE (RWEH) - EUX/C10

2024/08/14 18:37:05

Price
30.4839 EUR

Difference  **-5.78%** (-1.87)

General attributes

Symbol	RWEHC10
Exchange	Eurex
Currency	EUR
Security type	Future
Underlying	RWE AG
Maturity	05-2025
Contract size	100

Market data

Bid (Bid size)	- EUR (-)
Ask (Ask size)	- EUR (-)
Open	30.4839 EUR
High	30.4839 EUR
Low	30.4839 EUR
Close (prev. day)	32.354 EUR
Underlying	RWE AG
Underlying price (date)	30.45 (24/08/14)
Settlement price (date)	30.48 (24/08/14)
Open Interest	0

Performance and Risk

	6m	1y	3y
Perf (%)	-4.57%	-22.77%	-
Perf (abs.)	-1.46	-8.99	-
Beta	-	-	-
Volatility	29.83	25.75	-

Futures and Options

Related Futures	-
Related Options	-












5y

Information about previous performance does not guarantee future performance.
Source: FactSet

Price data

Ø price 5 days Ø volume 5 days (pcs.)	31.8558 EUR (0)
Ø price 30 days Ø volume 30 days (pcs.)	33.0734 EUR (0)
Ø price 100 days Ø volume 100 days (pcs.)	32.5790 EUR (0)
Ø price 250 days Ø volume 250 days (pcs.)	35.3188 EUR (0)
YTD High date	41.5972 EUR (2024/01/09)
YTD Low date	30.4812 EUR (2024/02/26)
52 Weeks High date	42.1473 EUR (2023/12/14)
52 Weeks Low date	30.4812 EUR (2024/02/26)

Recent Research

on underlying on sector on market			
Date		Headline	Download
2024/08/12		Global Equity Ratings	
2024/08/12		Aktienempfehlungen Global	
2024/07/24		Global Equity Ratings	
2024/07/24		Aktienempfehlungen Global	
2024/07/15		Aktienempfehlungen Global	