

# RWE AG FUTURE (RWEH) - EUX/C10

2024/07/16 18:51:03

**Price**  
33.577 EUR

**Difference**  -0.38% (-0.13)

### General attributes

Symbol	RWEHC10
Exchange	Eurex
Currency	EUR
Security type	Future
Underlying	RWE AG
Maturity	04-2025
Contract size	100

### Market data

Bid (Bid size)	- EUR (-)
Ask (Ask size)	- EUR (-)
Open	33.577 EUR
High	33.577 EUR
Low	33.577 EUR
Close (prev. day)	33.7039 EUR
Underlying	RWE AG
Underlying price (date)	32.61 (24/07/16)
Settlement price (date)	33.58 (24/07/16)
Open Interest	0

### Performance and Risk

	6m	1y	3y
Perf (%)	-13.27%	-17.15%	-
Perf (abs.)	-5.16	-6.98	-
Beta	-	-	-
Volatility	26.54	23.31	-

### Futures and Options

Related Futures	-
Related Options	-












Information about previous performance does not guarantee future performance.  
Source: FactSet

### Price data

Ø price 5 days   Ø volume 5 days (pcs.)	- EUR (-)
Ø price 30 days   Ø volume 30 days (pcs.)	34.294 EUR (0)
Ø price 100 days   Ø volume 100 days (pcs.)	31.883 EUR (0)
Ø price 250 days   Ø volume 250 days (pcs.)	36.005 EUR (0)
YTD High   date	41.597 EUR (2024/01/09)
YTD Low   date	30.481 EUR (2024/02/26)
52 Weeks High   date	42.147 EUR (2023/12/14)
52 Weeks Low   date	30.481 EUR (2024/02/26)

### Recent Research

on underlying	on sector	on market	
Date		Headline	Download
2024/07/15		Aktienempfehlungen Global	
2024/07/12		Global Equity Ratings	
2024/06/21		Global Equity Ratings	
2024/06/21		Aktienempfehlungen Global	
2024/06/14		Global Equity Ratings	