

RWE AG FUTURE (RWEH) - EUX/C10

2024/06/21 19:17:42

Price
34.4145 EUR

Difference  -0.28% (-0.10)

General attributes

Symbol	RWEHC10
Exchange	Eurex
Currency	EUR
Security type	Future
Underlying	RWE AG
Maturity	04-2025
Contract size	100

Market data

Bid (Bid size)	- EUR (-)
Ask (Ask size)	- EUR (-)
Open	34.4145 EUR
High	34.4145 EUR
Low	34.4145 EUR
Close (prev. day)	34.5106 EUR
Underlying	RWE AG
Underlying price (date)	34.03 (24/07/11)
Settlement price (date)	35.06 (24/07/11)
Open Interest	0

Performance and Risk

	6m	1y	3y
Perf (%)	-16.20%	-17.62%	-
Perf (abs.)	-6.66	-7.36	-
Beta	-	-	-
Volatility	25.10	22.42	-

Futures and Options

Related Futures	-
Related Options	-












5y

Information about previous performance does not guarantee future performance.
Source: FactSet

Price data

Ø price 5 days Ø volume 5 days (pcs.)	34.2889 EUR (0)
Ø price 30 days Ø volume 30 days (pcs.)	- EUR (-)
Ø price 100 days Ø volume 100 days (pcs.)	32.0041 EUR (0)
Ø price 250 days Ø volume 250 days (pcs.)	36.3670 EUR (0)
YTD High date	41.5972 EUR (2024/01/09)
YTD Low date	30.4812 EUR (2024/02/26)
52 Weeks High date	42.1473 EUR (2023/12/14)
52 Weeks Low date	30.4812 EUR (2024/02/26)

Recent Research

on underlying		on sector		on market	
Date		Headline		Download	
2024/06/21		Global Equity Ratings			
2024/06/21		Aktienempfehlungen Global			
2024/06/14		Global Equity Ratings			
2024/06/14		Aktienempfehlungen Global			
2024/05/29		Global Equity Ratings		