

## SIEMENS AG FUTURE (SIEH) - EUX/C1

2024/05/06 18:30:10

Price  
**179.5745** EUR

Difference  0.95% (1.68)

## General attributes

Symbol	SIEHC1
Exchange	Eurex
Currency	EUR
Security type	Future
Underlying	SIEMENS AG
Maturity	06-2024
Contract size	100

## Market data

Bid (Bid size)	- EUR (-)
Ask (Ask size)	- EUR (-)
Open	179.5745 EUR
High	179.5745 EUR
Low	179.5745 EUR
Close (prev. day)	177.8909 EUR
Underlying	SIEMENS AG
Underlying price (date)	174.44 (24/06/07)
Settlement price (date)	174.72 (24/06/07)
Open Interest	45,324

## Performance and Risk

	6m	1y	3y
Perf (%)	+42.19%	+18.14%	-
Perf (abs.)	+52.29	+27.06	-
Beta	-	-	-
Volatility	20.95	22.42	-

## Futures and Options

Related Futures	-
Related Options	-

5y












Information about previous performance does not guarantee future performance.  
 Source: FactSet

## Price data

Ø price 5 days   Ø volume 5 days (pcs.)	176.2825 EUR (0)
Ø price 30 days   Ø volume 30 days (pcs.)	175.4413 EUR (0)
Ø price 100 days   Ø volume 100 days (pcs.)	170.4106 EUR (1,573)
Ø price 250 days   Ø volume 250 days (pcs.)	154.7405 EUR (870)
YTD High   date	184.9600 EUR (2024/03/15)
YTD Low   date	158.7414 EUR (2024/01/23)
52 Weeks High   date	184.9600 EUR (2024/03/15)
52 Weeks Low   date	121.4773 EUR (2023/10/26)

## Recent Research

on underlying	on sector	on market	
Date		Headline	Download
2024/05/29		Global Equity Ratings	
2024/05/29		Aktienempfehlungen Global	
2024/04/26		Global Equity Ratings	
2024/04/26		Aktienempfehlungen Global	
2024/04/03		Global Equity Ratings	