

EQUINOR ASA FUTURE (STLF) - EUX/C1

2024/05/06 18:30:13

Price
25.944 EUR

Difference  2.85% (0.72)

General attributes

| | |
|---------------|-------------|
| Symbol | STLFC1 |
| Exchange | Eurex |
| Currency | EUR |
| Security type | Future |
| Underlying | EQUINOR ASA |
| Maturity | 05-2024 |
| Contract size | 100 |

Market data

| | |
|-------------------------|--------------------|
| Bid (Bid size) | - EUR (-) |
| Ask (Ask size) | - EUR (-) |
| Open | 25.944 EUR |
| High | 25.944 EUR |
| Low | 25.944 EUR |
| Close (prev. day) | 25.2263 EUR |
| Underlying | EQUINOR ASA |
| Underlying price (date) | 297.375 (24/05/03) |
| Settlement price (date) | 25.94 (24/05/06) |
| Open Interest | 0 |

Performance and Risk

| | 6m | 1y | 3y |
|-------------|---------|--------|----|
| Perf (%) | -17.87% | +3.22% | - |
| Perf (abs.) | -5.49 | +0.79 | - |
| Beta | - | - | - |
| Volatility | 27.83 | 28.85 | - |

Futures and Options

| | |
|-----------------|---|
| Related Futures | - |
| Related Options | - |

5y













Information about previous performance does not guarantee future performance.
Source: FactSet

Price data

| | |
|---|-------------------------|
| Ø price 5 days Ø volume 5 days (pcs.) | 25.220 EUR (0) |
| Ø price 30 days Ø volume 30 days (pcs.) | 25.416 EUR (0) |
| Ø price 100 days Ø volume 100 days (pcs.) | 25.770 EUR (0) |
| Ø price 250 days Ø volume 250 days (pcs.) | 27.469 EUR (0) |
| YTD High date | 29.731 EUR (2024/01/04) |
| YTD Low date | 22.805 EUR (2024/02/29) |
| 52 Weeks High date | 32.823 EUR (2023/10/18) |
| 52 Weeks Low date | 22.805 EUR (2024/02/29) |

Recent Research

| on underlying | | on sector | |
|---------------|---|---------------------------|---|
| Date | | Headline | Download |
| 2024/04/26 |  | Global Equity Ratings |  |
| 2024/04/26 |  | Aktienempfehlungen Global |  |
| 2024/04/03 |  | Global Equity Ratings |  |
| 2024/04/03 |  | Aktienempfehlungen Global |  |
| 2024/03/13 |  | Global Equity Ratings |  |