

SOUTHERN CO., THE FUTURE (SOFF) - EUX/C13

2024/09/18 18:41:30

Price
90.3529 USDDifference  0.29% (0.26)

General attributes

Symbol	SOFFC13
Exchange	Eurex
Currency	USD
Security type	Future
Underlying	SOUTHERN CO.
Maturity	09-2025
Contract size	100

Market data

Bid (Bid size)	- USD (-)
Ask (Ask size)	- USD (-)
Open	90.3529 USD
High	90.3529 USD
Low	90.3529 USD
Close (prev. day)	90.0955 USD
Underlying	SOUTHERN CO.
Underlying price (date)	89.02 (24/09/18)
Settlement price (date)	90.35 (24/09/18)
Open Interest	0

Performance and Risk

	6m	1y	3y
Perf (%)	+28.97%	+24.03%	-
Perf (abs.)	+20.24	+17.45	-
Beta	-	-	-
Volatility	18.78	19.09	-

Futures and Options

Related Futures	-
Related Options	-












Information about previous performance does not guarantee future performance.
Source: FactSet

Price data

Ø price 5 days Ø volume 5 days (pcs.)	89.9386 USD (0)
Ø price 30 days Ø volume 30 days (pcs.)	88.5713 USD (0)
Ø price 100 days Ø volume 100 days (pcs.)	85.3815 USD (0)
Ø price 250 days Ø volume 250 days (pcs.)	74.2048 USD (0)
YTD High date	90.7889 USD (2024/09/04)
YTD Low date	66.4750 USD (2024/02/28)
52 Weeks High date	90.7889 USD (2024/09/04)
52 Weeks Low date	62.9844 USD (2023/10/02)

Recent Research

on underlying on sector on market			
Date		Headline	Download
2024/09/11		Global Equity Ratings	
2024/09/11		Aktienempfehlungen Global	
2024/09/05		Global Equity Ratings	
2024/09/05		Aktienempfehlungen Global	
2024/08/12		Global Equity Ratings	