

SOUTHERN CO., THE FUTURE (SOFF) - EUX/C13

2024/08/21 18:45:40

Price
88.7236 USDDifference  0.22% (0.19)

General attributes

Symbol	SOFFC13
Exchange	Eurex
Currency	USD
Security type	Future
Underlying	SOUTHERN CO.
Maturity	09-2025
Contract size	100

Market data

Bid (Bid size)	- USD (-)
Ask (Ask size)	- USD (-)
Open	88.7236 USD
High	88.7236 USD
Low	88.7236 USD
Close (prev. day)	88.5316 USD
Underlying	SOUTHERN CO.
Underlying price (date)	87.57 (24/08/21)
Settlement price (date)	88.72 (24/08/21)
Open Interest	0

Performance and Risk

	6m	1y	3y
Perf (%)	+31.07%	+28.93%	-
Perf (abs.)	+21.03	+19.91	-
Beta	-	-	-
Volatility	19.31	19.42	-

Futures and Options

Related Futures	-
Related Options	-












Information about previous performance does not guarantee future performance.
Source: FactSet

Price data

Ø price 5 days Ø volume 5 days (pcs.)	88.1431 USD (0)
Ø price 30 days Ø volume 30 days (pcs.)	85.2309 USD (0)
Ø price 100 days Ø volume 100 days (pcs.)	79.8724 USD (0)
Ø price 250 days Ø volume 250 days (pcs.)	72.4978 USD (0)
YTD High date	88.8759 USD (2024/08/05)
YTD Low date	66.4750 USD (2024/02/28)
52 Weeks High date	88.8759 USD (2024/08/05)
52 Weeks Low date	62.9844 USD (2023/10/02)

Recent Research

on underlying	on sector	on market	
Date		Headline	Download
2024/08/12		Global Equity Ratings	
2024/08/12		Aktienempfehlungen Global	
2024/07/24		Global Equity Ratings	
2024/07/24		Aktienempfehlungen Global	
2024/07/15		Aktienempfehlungen Global	