

RYANAIR HOLDINGS PLC FUTURE (RY4I) - EUX/C13

2024/08/14 18:37:05

Price
15.049 EUR

Difference  -1.36% (-0.21)

General attributes

| | |
|---------------|------------------|
| Symbol | RY4IC13 |
| Exchange | Eurex |
| Currency | EUR |
| Security type | Future |
| Underlying | RYANAIR HOLDINGS |
| Maturity | 08-2025 |
| Contract size | 100 |

Market data

| | |
|-------------------------|---------------------|
| Bid (Bid size) | - EUR (-) |
| Ask (Ask size) | - EUR (-) |
| Open | 15.049 EUR |
| High | 15.049 EUR |
| Low | 15.049 EUR |
| Close (prev. day) | 15.257 EUR |
| Underlying | RYANAIR HOLDINGS |
| Underlying price (date) | 1.250.00 (24/08/14) |
| Settlement price (date) | 15.05 (24/08/14) |
| Open Interest | 0 |

Performance and Risk

| | 6m | 1y | 3y |
|-------------|---------|--------|----|
| Perf (%) | -26.09% | -9.02% | - |
| Perf (abs.) | -5.31 | -1.49 | - |
| Beta | - | - | - |
| Volatility | 54.92 | 39.41 | - |

Futures and Options

| | |
|-----------------|---|
| Related Futures | - |
| Related Options | - |

5y













Information about previous performance does not guarantee future performance.
Source: FactSet

Price data

| | |
|---|-------------------------|
| Ø price 5 days Ø volume 5 days (pcs.) | 15.139 EUR (0) |
| Ø price 30 days Ø volume 30 days (pcs.) | 15.239 EUR (0) |
| Ø price 100 days Ø volume 100 days (pcs.) | 18.214 EUR (0) |
| Ø price 250 days Ø volume 250 days (pcs.) | 18.267 EUR (0) |
| YTD High date | 22.003 EUR (2024/04/08) |
| YTD Low date | 13.636 EUR (2024/07/22) |
| 52 Weeks High date | 22.003 EUR (2024/04/08) |
| 52 Weeks Low date | 13.636 EUR (2024/07/22) |

Recent Research

| on underlying | on sector | on market | |
|---------------|---|---------------------------|---|
| Date | | Headline | Download |
| 2024/08/12 |  | Global Equity Ratings |  |
| 2024/08/12 |  | Aktienempfehlungen Global |  |
| 2024/07/24 |  | Global Equity Ratings |  |
| 2024/07/24 |  | Aktienempfehlungen Global |  |
| 2024/07/15 |  | Aktienempfehlungen Global |  |