

# RWE AG FUTURE (RWEH) - EUX/C11

2024/08/14 18:37:05

**Price**  
30.5678 EUR

**Difference**  -5.78% (-1.88)

### General attributes

Symbol	RWEHC11
Exchange	Eurex
Currency	EUR
Security type	Future
Underlying	RWE AG
Maturity	06-2025
Contract size	100

### Market data

Bid (Bid size)	- EUR (-)
Ask (Ask size)	- EUR (-)
Open	30.5678 EUR
High	30.5678 EUR
Low	30.5678 EUR
Close (prev. day)	32.4428 EUR
Underlying	RWE AG
Underlying price (date)	30.45 (24/08/14)
Settlement price (date)	30.57 (24/08/14)
Open Interest	0

### Performance and Risk

	6m	1y	3y
Perf (%)	-4.59%	-22.85%	-
Perf (abs.)	-1.47	-9.05	-
Beta	-	-	-
Volatility	28.95	25.41	-

### Futures and Options

Related Futures	-
Related Options	-

5y












Information about previous performance does not guarantee future performance.  
Source: FactSet

### Price data

Ø price 5 days   Ø volume 5 days (pcs.)	31.9431 EUR (0)
Ø price 30 days   Ø volume 30 days (pcs.)	32.9669 EUR (0)
Ø price 100 days   Ø volume 100 days (pcs.)	32.6284 EUR (0)
Ø price 250 days   Ø volume 250 days (pcs.)	35.3646 EUR (0)
YTD High   date	41.6907 EUR (2024/01/09)
YTD Low   date	30.5538 EUR (2024/02/26)
52 Weeks High   date	42.2467 EUR (2023/12/14)
52 Weeks Low   date	30.5538 EUR (2024/02/26)

### Recent Research

on underlying		on sector		on market	
Date		Headline		Download	
2024/08/12		Global Equity Ratings			
2024/08/12		Aktienempfehlungen Global			
2024/07/24		Global Equity Ratings			
2024/07/24		Aktienempfehlungen Global			
2024/07/15		Aktienempfehlungen Global		