

# RWE AG FUTURE (RWEH) - EUX/C11

2024/07/15 18:41:42

Price  
**32.9948** EUR

Difference  -3.53% (-1.21)

### General attributes

Symbol	RWEHC11
Exchange	Eurex
Currency	EUR
Security type	Future
Underlying	RWE AG
Maturity	05-2025
Contract size	100

### Market data

Bid (Bid size)	- EUR (-)
Ask (Ask size)	- EUR (-)
Open	32.9948 EUR
High	32.9948 EUR
Low	32.9948 EUR
Close (prev. day)	34.2028 EUR
Underlying	RWE AG
Underlying price (date)	32.61 (24/07/16)
Settlement price (date)	32.99 (24/07/15)
Open Interest	0

### Performance and Risk

	6m	1y	3y
Perf (%)	-15.28%	-17.52%	-
Perf (abs.)	-5.95	-7.01	-
Beta	-	-	-
Volatility	25.69	22.87	-

### Futures and Options

Related Futures	-
Related Options	-

5y












Information about previous performance does not guarantee future performance.  
Source: FactSet

### Price data

Ø price 5 days   Ø volume 5 days (pcs.)	- EUR (-)
Ø price 30 days   Ø volume 30 days (pcs.)	34.1566 EUR (0)
Ø price 100 days   Ø volume 100 days (pcs.)	32.0195 EUR (0)
Ø price 250 days   Ø volume 250 days (pcs.)	36.0615 EUR (0)
YTD High   date	41.6907 EUR (2024/01/09)
YTD Low   date	30.5538 EUR (2024/02/26)
52 Weeks High   date	42.2467 EUR (2023/12/14)
52 Weeks Low   date	30.5538 EUR (2024/02/26)

### Recent Research

on underlying	on sector	on market	
Date		Headline	Download
2024/07/15		Aktienempfehlungen Global	
2024/07/12		Global Equity Ratings	
2024/06/21		Global Equity Ratings	
2024/06/21		Aktienempfehlungen Global	
2024/06/14		Global Equity Ratings	