

VINCI S.A. FUTURE (SQUH) - EUX/C13

2024/09/18 18:41:31

Price
110.2756 EUR

Difference  **-0.24% (-0.27)**

General attributes

Symbol	SQUHC13
Exchange	Eurex
Currency	EUR
Security type	Future
Underlying	VINCI SA
Maturity	09-2025
Contract size	100

Market data

Bid (Bid size)	- EUR (-)
Ask (Ask size)	- EUR (-)
Open	110.2756 EUR
High	110.2756 EUR
Low	110.2756 EUR
Close (prev. day)	110.543 EUR
Underlying	VINCI SA
Underlying price (date)	110.35 (24/09/18)
Settlement price (date)	110.28 (24/09/18)
Open Interest	0

Performance and Risk

	6m	1y	3y
Perf (%)	-5.42%	+2.06%	-
Perf (abs.)	-6.33	+2.23	-
Beta	-	-	-
Volatility	29.29	22.00	-

Futures and Options

Related Futures	-
Related Options	-

5y












Information about previous performance does not guarantee future performance.
Source: FactSet

Price data

Ø price 5 days Ø volume 5 days (pcs.)	109.4759 EUR (0)
Ø price 30 days Ø volume 30 days (pcs.)	106.7865 EUR (0)
Ø price 100 days Ø volume 100 days (pcs.)	106.0144 EUR (0)
Ø price 250 days Ø volume 250 days (pcs.)	110.5927 EUR (0)
YTD High date	120.2204 EUR (2024/03/27)
YTD Low date	98.2393 EUR (2024/06/17)
52 Weeks High date	120.2204 EUR (2024/03/27)
52 Weeks Low date	98.2393 EUR (2024/06/17)

Recent Research

on underlying	on sector	on market	
Date		Headline	Download
2024/09/11		Global Equity Ratings	
2024/09/11		Aktienempfehlungen Global	
2024/09/05		Global Equity Ratings	
2024/09/05		Aktienempfehlungen Global	
2024/08/12		Global Equity Ratings	