

# RIO TINTO PLC FUTURE (RIOJ) - EUX/C10

2024/04/25 18:47:19

**Price**  
**5,473.0057** GBP

**Difference**  **-1.34% (-74.18)**

### General attributes

Symbol	RIOJC10
Exchange	Eurex
Currency	GBP
Security type	Future
Underlying	RIO TINTO ORD GBP0.10
Maturity	02-2025
Contract size	1,000

### Market data

Bid (Bid size)	- GBP (-)
Ask (Ask size)	- GBP (-)
Open	5,473.0057 GBP
High	5,473.0057 GBP
Low	5,473.0057 GBP
Close (prev. day)	5,547.1839 GBP
Underlying	RIO TINTO ORD GBP0.10
Underlying price (date)	5,379.00 (24/04/25)
Settlement price (date)	5,473.01 (24/04/25)
Open Interest	0

### Performance and Risk

	6m	1y	3y
Perf (%)	+7.59%	+8.75%	-
Perf (abs.)	+386.01	+440.23	-
Beta	-	-	-
Volatility	22.89	25.11	-

### Futures and Options

Related Futures	-
Related Options	-












5y

Information about previous performance does not guarantee future performance.  
Source: FactSet

### Price data

Ø price 5 days   Ø volume 5 days (pcs.)	5,471.5822 GBP (0)
Ø price 30 days   Ø volume 30 days (pcs.)	5,214.4903 GBP (0)
Ø price 100 days   Ø volume 100 days (pcs.)	5,285.4861 GBP (0)
Ø price 250 days   Ø volume 250 days (pcs.)	5,141.5635 GBP (0)
YTD High   date	5,801.9658 GBP (2024/01/02)
YTD Low   date	4,865.1079 GBP (2024/03/05)
52 Weeks High   date	5,801.9658 GBP (2024/01/02)
52 Weeks Low   date	4,605.2758 GBP (2023/08/16)

### Recent Research

on underlying		on sector	
Date		Headline	Download
2024/04/03		Global Equity Ratings	
2024/04/03		Aktienempfehlungen Global	
2024/03/13		Global Equity Ratings	
2024/03/13		Aktienempfehlungen Global	
2024/02/22		Aktienempfehlungen Global	