

# RYANAIR HOLDINGS PLC FUTURE (RY4I) - EUX/C10

2024/07/15 18:41:43

**Price**  
17.127 EUR

**Difference**  -0.42% (-0.07)

### General attributes

Symbol	RY4IC10
Exchange	Eurex
Currency	EUR
Security type	Future
Underlying	RYANAIR HOLDINGS
Maturity	04-2025
Contract size	100

### Market data

Bid (Bid size)	- EUR (-)
Ask (Ask size)	- EUR (-)
Open	17.127 EUR
High	17.127 EUR
Low	17.127 EUR
Close (prev. day)	17.1992 EUR
Underlying	RYANAIR HOLDINGS
Underlying price (date)	1.440.00 (24/07/16)
Settlement price (date)	17.13 (24/07/15)
Open Interest	0

### Performance and Risk

	6m	1y	3y
Perf (%)	-7.72%	+0.26%	-
Perf (abs.)	-1.43	+0.05	-
Beta	-	-	-
Volatility	40.79	32.13	-

### Futures and Options

Related Futures	-
Related Options	-

5y












Information about previous performance does not guarantee future performance.  
Source: FactSet

### Price data

Ø price 5 days   Ø volume 5 days (pcs.)	- EUR (-)
Ø price 30 days   Ø volume 30 days (pcs.)	16.831 EUR (0)
Ø price 100 days   Ø volume 100 days (pcs.)	20.316 EUR (0)
Ø price 250 days   Ø volume 250 days (pcs.)	18.290 EUR (0)
YTD High   date	21.841 EUR (2024/04/08)
YTD Low   date	16.456 EUR (2024/06/20)
52 Weeks High   date	21.841 EUR (2024/04/08)
52 Weeks Low   date	14.650 EUR (2023/10/31)

### Recent Research

on underlying	on sector	on market	
Date		Headline	Download
2024/07/15		Aktienempfehlungen Global	
2024/07/12		Global Equity Ratings	
2024/06/21		Global Equity Ratings	
2024/06/21		Aktienempfehlungen Global	
2024/06/14		Global Equity Ratings	