


# ROYAL BANK OF CANADA FUTURE (RYFF) - EUX/C10

2024/07/16 18:51:03

**Price**  
**112.2323** USD

**Difference**  **-0.48% (-0.55)**

**General attributes**

Symbol: RYFFC10  
 Exchange: Eurex  
 Currency: USD  
 Security type: Future  
 Underlying: ROYAL BANK OF CANADA  
 Maturity: 04-2025  
 Contract size: 100

**Market data**

Bid (Bid size): - USD (-)  
 Ask (Ask size): - USD (-)  
 Open: 112.2323 USD  
 High: 112.2323 USD  
 Low: 112.2323 USD  
 Close (prev. day): 112.7788 USD  
 Underlying: ROYAL BANK OF CANADA  
 Underlying price (date): 151.53 (24/07/16)  
 Settlement price (date): 112.23 (24/07/16)  
 Open Interest: 0

**Performance and Risk**

	6m	1y	3y
Perf (%)	+12.71%	+14.60%	-
Perf (abs.)	+12.71	+14.36	-
Beta	-	-	-
Volatility	20.71	19.57	-

**Futures and Options**

Related Futures: -  
 Related Options: -












Information about previous performance does not guarantee future performance.  
 Source: FactSet

**Price data**

Ø price 5 days | Ø volume 5 days (pcs.): - USD (-)  
 Ø price 30 days | Ø volume 30 days (pcs.): 107.1173 USD (0)  
 Ø price 100 days | Ø volume 100 days (pcs.): 101.3666 USD (0)  
 Ø price 250 days | Ø volume 250 days (pcs.): 95.3724 USD (0)  
 YTD High | date: 112.9963 USD (2024/07/12)  
 YTD Low | date: 96.9922 USD (2024/02/13)  
 52 Weeks High | date: 112.9963 USD (2024/07/12)  
 52 Weeks Low | date: 79.9754 USD (2023/10/27)

**Recent Research**

on underlying		on sector	
Date		Headline	Download
2024/07/15		Aktienempfehlungen Global	
2024/07/12		Global Equity Ratings	
2024/06/21		Global Equity Ratings	
2024/06/21		Aktienempfehlungen Global	
2024/06/14		Global Equity Ratings	