

SANOFI S.A. FUTURE (SNWG) - EUX/C10

2024/09/17 18:46:15

Price
102.1831 EUR

Difference  **-0.43% (-0.44)**

General attributes

| | |
|---------------|-------------|
| Symbol | SNWGC10 |
| Exchange | Eurex |
| Currency | EUR |
| Security type | Future |
| Underlying | SANOFI S.A. |
| Maturity | 06-2025 |
| Contract size | 100 |

Market data

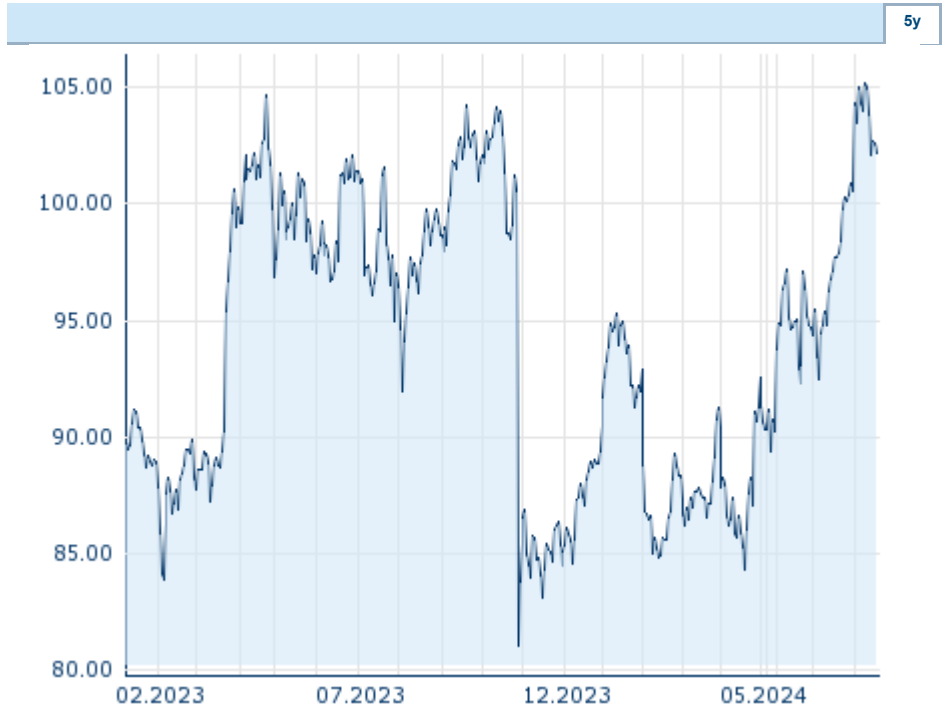
| | |
|-------------------------|-------------------|
| Bid (Bid size) | - EUR (-) |
| Ask (Ask size) | - EUR (-) |
| Open | 102.1831 EUR |
| High | 102.1831 EUR |
| Low | 102.1831 EUR |
| Close (prev. day) | 102.6227 EUR |
| Underlying | SANOFI S.A. |
| Underlying price (date) | 102.90 (24/09/17) |
| Settlement price (date) | 102.18 (24/09/17) |
| Open Interest | 0 |

Performance and Risk

| | 6m | 1y | 3y |
|-------------|---------|--------|----|
| Perf (%) | +17.39% | -0.26% | - |
| Perf (abs.) | +15.20 | -0.26 | - |
| Beta | - | - | - |
| Volatility | 21.49 | 30.24 | - |

Futures and Options

| | |
|-----------------|---|
| Related Futures | - |
| Related Options | - |













Information about previous performance does not guarantee future performance.
Source: FactSet

Price data

| | |
|---|---------------------------|
| Ø price 5 days Ø volume 5 days (pcs.) | 103.2815 EUR (0) |
| Ø price 30 days Ø volume 30 days (pcs.) | 99.9004 EUR (0) |
| Ø price 100 days Ø volume 100 days (pcs.) | 96.6664 EUR (0) |
| Ø price 250 days Ø volume 250 days (pcs.) | 92.0160 EUR (0) |
| YTD High date | 105.1877 EUR (2024/09/09) |
| YTD Low date | 84.3229 EUR (2024/04/18) |
| 52 Weeks High date | 105.1877 EUR (2024/09/09) |
| 52 Weeks Low date | 81.0500 EUR (2023/10/27) |

Recent Research

| on underlying | on sector | on market | |
|---------------|---|---------------------------|---|
| Date | | Headline | Download |
| 2024/09/11 |  | Global Equity Ratings |  |
| 2024/09/11 |  | Aktienempfehlungen Global |  |
| 2024/09/05 |  | Global Equity Ratings |  |
| 2024/09/05 |  | Aktienempfehlungen Global |  |
| 2024/08/12 |  | Global Equity Ratings |  |