

# RIO TINTO PLC FUTURE (RIOJ) - EUX/C1

2024/04/25 18:47:19

Price  
**5,396.1364** GBP

Difference  -1.32% (-72.01)

### General attributes

Symbol	RIOJC1
Exchange	Eurex
Currency	GBP
Security type	Future
Underlying	RIO TINTO ORD GBP0.10
Maturity	05-2024
Contract size	1,000

### Market data

Bid (Bid size)	- GBP (-)
Ask (Ask size)	- GBP (-)
Open	5,396.1364 GBP
High	5,396.1364 GBP
Low	5,396.1364 GBP
Close (prev. day)	5,468.1498 GBP
Underlying	RIO TINTO ORD GBP0.10
Underlying price (date)	5,467.00 (24/04/26)
Settlement price (date)	5,396.14 (24/04/25)
Open Interest	0

### Performance and Risk

	6m	1y	3y
Perf (%)	+4.28%	+7.93%	-
Perf (abs.)	+221.26	+396.35	-
Beta	-	-	-
Volatility	23.20	24.19	-

### Futures and Options

Related Futures	-
Related Options	-












Information about previous performance does not guarantee future performance.  
Source: FactSet

### Price data

Ø price 5 days   Ø volume 5 days (pcs.)	5,397.0356 GBP (0)
Ø price 30 days   Ø volume 30 days (pcs.)	5,151.8811 GBP (0)
Ø price 100 days   Ø volume 100 days (pcs.)	5,326.9780 GBP (4)
Ø price 250 days   Ø volume 250 days (pcs.)	5,170.1678 GBP (6)
YTD High   date	5,905.7321 GBP (2024/01/02)
YTD Low   date	4,812.2703 GBP (2024/03/11)
52 Weeks High   date	5,905.7321 GBP (2024/01/02)
52 Weeks Low   date	4,560.3394 GBP (2023/08/16)

### Recent Research

on underlying		on sector	
Date		Headline	Download
2024/04/03		Global Equity Ratings	
2024/04/03		Aktienempfehlungen Global	
2024/03/13		Global Equity Ratings	
2024/03/13		Aktienempfehlungen Global	
2024/02/22		Aktienempfehlungen Global	