

SIEMENS AG FUTURE (SIEH) - EUX/C12

2024/04/29 18:33:30

Price
179.9644 EURDifference  -0.04% (-0.08)

General attributes

Symbol	SIEHC12
Exchange	Eurex
Currency	EUR
Security type	Future
Underlying	SIEMENS AG
Maturity	04-2025
Contract size	100

Market data

Bid (Bid size)	- EUR (-)
Ask (Ask size)	- EUR (-)
Open	179.9644 EUR
High	179.9644 EUR
Low	179.9644 EUR
Close (prev. day)	180.0437 EUR
Underlying	SIEMENS AG
Underlying price (date)	177.10 (24/04/30)
Settlement price (date)	179.96 (24/04/29)
Open Interest	0

Performance and Risk

	6m	1y	3y
Perf (%)	+45.75%	+19.28%	-
Perf (abs.)	+56.49	+29.09	-
Beta	-	-	-
Volatility	21.59	23.06	-

Futures and Options

Related Futures	-
Related Options	-












Information about previous performance does not guarantee future performance.
Source: FactSet

Price data

Ø price 5 days Ø volume 5 days (pcs.)	178.1330 EUR (0)
Ø price 30 days Ø volume 30 days (pcs.)	177.7036 EUR (0)
Ø price 100 days Ø volume 100 days (pcs.)	172.7877 EUR (0)
Ø price 250 days Ø volume 250 days (pcs.)	156.6088 EUR (0)
YTD High date	187.3357 EUR (2024/03/15)
YTD Low date	160.4158 EUR (2024/01/17)
52 Weeks High date	187.3357 EUR (2024/03/15)
52 Weeks Low date	122.2423 EUR (2023/10/26)

Recent Research

on underlying	on sector	on market	
Date		Headline	Download
2024/04/26		Global Equity Ratings	
2024/04/26		Aktienempfehlungen Global	
2024/04/03		Global Equity Ratings	
2024/04/03		Aktienempfehlungen Global	
2024/03/13		Global Equity Ratings	