

SIEMENS AG FUTURE (SIEH) - EUX/C12

2024/04/24 18:36:02

Price
176.9699 EUR

Difference  -0.41% (-0.72)

General attributes

Symbol	SIEHC12
Exchange	Eurex
Currency	EUR
Security type	Future
Underlying	SIEMENS AG
Maturity	04-2025
Contract size	100

Market data

Bid (Bid size)	- EUR (-)
Ask (Ask size)	- EUR (-)
Open	176.9699 EUR
High	176.9699 EUR
Low	176.9699 EUR
Close (prev. day)	177.6914 EUR
Underlying	SIEMENS AG
Underlying price (date)	174.64 (24/04/24)
Settlement price (date)	176.97 (24/04/24)
Open Interest	0

Performance and Risk

	6m	1y	3y
Perf (%)	+37.54%	+19.83%	-
Perf (abs.)	+48.30	+29.29	-
Beta	-	-	-
Volatility	22.58	23.02	-

Futures and Options

Related Futures	-
Related Options	-












5y

Information about previous performance does not guarantee future performance.
 Source: FactSet

Price data

Ø price 5 days Ø volume 5 days (pcs.)	176.7046 EUR (0)
Ø price 30 days Ø volume 30 days (pcs.)	178.4203 EUR (0)
Ø price 100 days Ø volume 100 days (pcs.)	172.1492 EUR (0)
Ø price 250 days Ø volume 250 days (pcs.)	156.2811 EUR (0)
YTD High date	187.3357 EUR (2024/03/15)
YTD Low date	160.4158 EUR (2024/01/17)
52 Weeks High date	187.3357 EUR (2024/03/15)
52 Weeks Low date	122.2423 EUR (2023/10/26)

Recent Research

on underlying		on sector		on market	
Date		Headline		Download	
2024/04/03		Global Equity Ratings			
2024/04/03		Aktienempfehlungen Global			
2024/03/13		Global Equity Ratings			
2024/03/13		Aktienempfehlungen Global			
2024/02/22		Aktienempfehlungen Global		