

# RÉMY COINTREAU S.A. FUTURE (RCOH) - EUX/C2

2024/09/13 18:35:37

Price  
**63.3008** EUR

Difference  -0.87% (-0.56)

### General attributes

|               |                   |
|---------------|-------------------|
| Symbol        | RCOHC2            |
| Exchange      | Eurex             |
| Currency      | EUR               |
| Security type | Future            |
| Underlying    | RÉMY COINTREAU SA |
| Maturity      | 10-2024           |
| Contract size | 101               |

### Market data

|                         |                   |
|-------------------------|-------------------|
| Bid (Bid size)          | - EUR (-)         |
| Ask (Ask size)          | - EUR (-)         |
| Open                    | 63.3008 EUR       |
| High                    | 63.3008 EUR       |
| Low                     | 63.3008 EUR       |
| Close (prev. day)       | 63.8595 EUR       |
| Underlying              | RÉMY COINTREAU SA |
| Underlying price (date) | 63.20 (24/09/13)  |
| Settlement price (date) | 63.30 (24/09/13)  |
| Open Interest           | 0                 |

### Performance and Risk

|             | 6m      | 1y      | 3y |
|-------------|---------|---------|----|
| Perf (%)    | -32.51% | -52.17% | -  |
| Perf (abs.) | -30.49  | -69.03  | -  |
| Beta        | -       | -       | -  |
| Volatility  | 35.75   | 40.87   | -  |

### Futures and Options

|                 |   |
|-----------------|---|
| Related Futures | - |
| Related Options | - |






Information about previous performance does not guarantee future performance.  
Source: FactSet

### Price data

|   |                           |
|---|---------------------------|
| Ø price 5 days   Ø volume 5 days (pcs.)     | 64.4285 EUR (0)           |
| Ø price 30 days   Ø volume 30 days (pcs.)   | 70.2706 EUR (0)           |
| Ø price 100 days   Ø volume 100 days (pcs.) | 72.7786 EUR (0)           |
| Ø price 250 days   Ø volume 250 days (pcs.) | 95.3746 EUR (0)           |
| YTD High   date                             | 112.4013 EUR (2024/01/02) |
| YTD Low   date                              | 63.3008 EUR (2024/09/13)  |
| 52 Weeks High   date                        | 130.4683 EUR (2023/09/14) |
| 52 Weeks Low   date                         | 63.3008 EUR (2024/09/13)  |

### Recent Research

| on sector  |   | on market                     |   |
|------------|---|-------------------------------|---|
| Date       |   | Headline                      | Download  |
| 2024/09/11 |  | Global Equity Ratings         |  |
| 2024/09/11 |  | Aktienempfehlungen Global     |  |
| 2024/09/09 |  | Aktienempfehlungen Österreich |  |
| 2024/09/05 |  | Global Equity Ratings         |  |
| 2024/09/05 |  | Aktienempfehlungen Global     |  |