

SAP SE FUTURE (SAPJ) - EUX/C10

2024/09/18 18:41:25

Price
202.8028 EUR

Difference  **-0.55% (-1.11)**

General attributes

Symbol	SAPJC10
Exchange	Eurex
Currency	EUR
Security type	Future
Underlying	SAP SE
Maturity	06-2025
Contract size	100

Market data

Bid (Bid size)	- EUR (-)
Ask (Ask size)	- EUR (-)
Open	202.8028 EUR
High	202.8028 EUR
Low	202.8028 EUR
Close (prev. day)	203.9175 EUR
Underlying	SAP SE
Underlying price (date)	199.58 (24/09/18)
Settlement price (date)	202.80 (24/09/18)
Open Interest	0

Performance and Risk

	6m	1y	3y
Perf (%)	+15.41%	+57.11%	-
Perf (abs.)	+27.09	+73.72	-
Beta	-	-	-
Volatility	27.76	24.15	-

Futures and Options

Related Futures	-
Related Options	-

5y












Information about previous performance does not guarantee future performance.
Source: FactSet

Price data

Ø price 5 days Ø volume 5 days (pcs.)	203.3224 EUR (0)
Ø price 30 days Ø volume 30 days (pcs.)	199.1711 EUR (0)
Ø price 100 days Ø volume 100 days (pcs.)	195.9974 EUR (0)
Ø price 250 days Ø volume 250 days (pcs.)	165.3994 EUR (0)
YTD High date	203.9825 EUR (2024/09/13)
YTD Low date	138.7492 EUR (2024/01/04)
52 Weeks High date	203.9825 EUR (2024/09/13)
52 Weeks Low date	123.1785 EUR (2023/10/18)

Recent Research

on underlying	on sector	on market	
Date		Headline	Download
2024/09/11		Global Equity Ratings	
2024/09/11		Aktienempfehlungen Global	
2024/09/05		Global Equity Ratings	
2024/09/05		Aktienempfehlungen Global	
2024/08/12		Global Equity Ratings	