

## SAP SE FUTURE (SAPJ) - EUX/C10

2024/04/26 18:31:58

Price  
**177.5115** EURDifference  2.25% (3.91)

## General attributes

Symbol	SAPJC10
Exchange	Eurex
Currency	EUR
Security type	Future
Underlying	SAP SE
Maturity	02-2025
Contract size	100

## Market data

Bid (Bid size)	- EUR (-)
Ask (Ask size)	- EUR (-)
Open	177.5115 EUR
High	177.5115 EUR
Low	177.5115 EUR
Close (prev. day)	173.6056 EUR
Underlying	SAP SE
Underlying price (date)	174.00 (24/04/26)
Settlement price (date)	177.51 (24/04/26)
Open Interest	0

## Performance and Risk

	6m	1y	3y
Perf (%)	+39.62%	+43.57%	-
Perf (abs.)	+50.37	+53.87	-
Beta	-	-	-
Volatility	22.37	20.93	-

## Futures and Options

Related Futures	-
Related Options	-

5y












Information about previous performance does not guarantee future performance.  
Source: FactSet

## Price data

Ø price 5 days   Ø volume 5 days (pcs.)	175.6269 EUR (0)
Ø price 30 days   Ø volume 30 days (pcs.)	177.8309 EUR (0)
Ø price 100 days   Ø volume 100 days (pcs.)	164.4402 EUR (0)
Ø price 250 days   Ø volume 250 days (pcs.)	143.3703 EUR (0)
YTD High   date	186.3944 EUR (2024/03/26)
YTD Low   date	138.7492 EUR (2024/01/04)
52 Weeks High   date	186.3944 EUR (2024/03/26)
52 Weeks Low   date	123.1785 EUR (2023/10/18)

## Recent Research

on underlying	on sector	on market	
Date		Headline	Download
2024/04/26		Global Equity Ratings	
2024/04/26		Aktienempfehlungen Global	
2024/04/03		Global Equity Ratings	
2024/04/03		Aktienempfehlungen Global	
2024/03/13		Global Equity Ratings	