

BANCO SANTANDER S.A. FUTURE (SANH) - EUX/C11

2024/10/18 19:07:31

Price
4.5828 EUR

Difference  1.31% (0.06)

General attributes

Symbol	SANHC11
Exchange	Eurex
Currency	EUR
Security type	Future
Underlying	BANCO SANTANDER SA
Maturity	09-2025
Contract size	100

Market data

Bid (Bid size)	- EUR (-)
Ask (Ask size)	- EUR (-)
Open	4.5828 EUR
High	4.5828 EUR
Low	4.5828 EUR
Close (prev. day)	4.5235 EUR
Underlying	BANCO SANTANDER SA
Underlying price (date)	4.64 (24/10/18)
Settlement price (date)	4.59 (24/10/18)
Open Interest	0

Performance and Risk

	6m	1y	3y
Perf (%)	+1.21%	+31.84%	-
Perf (abs.)	+0.05	+1.11	-
Beta	-	-	-
Volatility	28.83	25.34	-

Futures and Options

Related Futures	-
Related Options	-

5y












Information about previous performance does not guarantee future performance.
Source: FactSet

Price data

Ø price 5 days Ø volume 5 days (pcs.)	4.5575 EUR (0)
Ø price 30 days Ø volume 30 days (pcs.)	4.4517 EUR (0)
Ø price 100 days Ø volume 100 days (pcs.)	4.3672 EUR (0)
Ø price 250 days Ø volume 250 days (pcs.)	4.1103 EUR (0)
YTD High date	4.8498 EUR (2024/04/26)
YTD Low date	3.5376 EUR (2024/01/29)
52 Weeks High date	4.8498 EUR (2024/04/26)
52 Weeks Low date	3.3502 EUR (2023/10/24)

Recent Research

on underlying	on sector	on market	
Date		Headline	Download
2024/09/27		Global Equity Ratings	
2024/09/27		Aktienempfehlungen Global	
2024/09/11		Global Equity Ratings	
2024/09/11		Aktienempfehlungen Global	
2024/09/05		Global Equity Ratings	