

# BANCO SANTANDER S.A. FUTURE (SANH) - EUX/C11

2024/09/16 18:47:02

Price  
**4.3865** EUR

Difference  0.80% (0.03)

### General attributes

Symbol	SANHC11
Exchange	Eurex
Currency	EUR
Security type	Future
Underlying	BANCO SANTANDER SA
Maturity	07-2025
Contract size	100

### Market data

Bid (Bid size)	- EUR (-)
Ask (Ask size)	- EUR (-)
Open	4.3865 EUR
High	4.3865 EUR
Low	4.3865 EUR
Close (prev. day)	4.3516 EUR
Underlying	BANCO SANTANDER SA
Underlying price (date)	4.511 (24/09/17)
Settlement price (date)	4.39 (24/09/16)
Open Interest	0

### Performance and Risk

	6m	1y	3y
Perf (%)	+7.39%	+26.15%	-
Perf (abs.)	+0.30	+0.91	-
Beta	-	-	-
Volatility	28.99	25.62	-

### Futures and Options

Related Futures	-
Related Options	-

5y












Information about previous performance does not guarantee future performance.  
Source: FactSet

### Price data

Ø price 5 days   Ø volume 5 days (pcs.)	4.2771 EUR (0)
Ø price 30 days   Ø volume 30 days (pcs.)	4.2280 EUR (0)
Ø price 100 days   Ø volume 100 days (pcs.)	4.3400 EUR (0)
Ø price 250 days   Ø volume 250 days (pcs.)	3.9958 EUR (0)
YTD High   date	4.8498 EUR (2024/04/26)
YTD Low   date	3.5376 EUR (2024/01/29)
52 Weeks High   date	4.8498 EUR (2024/04/26)
52 Weeks Low   date	3.3502 EUR (2023/10/24)

### Recent Research

on underlying   on sector   on market			
Date		Headline	Download
2024/09/11		Global Equity Ratings	
2024/09/11		Aktienempfehlungen Global	
2024/09/05		Global Equity Ratings	
2024/09/05		Aktienempfehlungen Global	
2024/08/12		Global Equity Ratings	