

BANCO SANTANDER S.A. FUTURE (SANH) - EUX/C11

2024/06/18 18:50:48

Price
4.5139 EUR

Difference  0.96% (0.04)

General attributes

Symbol	SANHC11
Exchange	Eurex
Currency	EUR
Security type	Future
Underlying	BANCO SANTANDER SA
Maturity	04-2025
Contract size	100

Market data

Bid (Bid size)	- EUR (-)
Ask (Ask size)	- EUR (-)
Open	4.5139 EUR
High	4.5139 EUR
Low	4.5139 EUR
Close (prev. day)	4.471 EUR
Underlying	BANCO SANTANDER SA
Underlying price (date)	4.452 (24/06/18)
Settlement price (date)	4.51 (24/06/18)
Open Interest	0

Performance and Risk

	6m	1y	3y
Perf (%)	+16.22%	+36.83%	-
Perf (abs.)	+0.62	+1.20	-
Beta	-	-	-
Volatility	25.41	24.78	-

Futures and Options

Related Futures	-
Related Options	-












Information about previous performance does not guarantee future performance.
Source: FactSet

Price data

Ø price 5 days Ø volume 5 days (pcs.)	- EUR (-)
Ø price 30 days Ø volume 30 days (pcs.)	- EUR (-)
Ø price 100 days Ø volume 100 days (pcs.)	4.1315 EUR (0)
Ø price 250 days Ø volume 250 days (pcs.)	3.7759 EUR (0)
YTD High date	4.8498 EUR (2024/04/26)
YTD Low date	3.5376 EUR (2024/01/29)
52 Weeks High date	4.8498 EUR (2024/04/26)
52 Weeks Low date	3.0554 EUR (2023/06/23)

Recent Research

on underlying	on sector	on market	
Date		Headline	Download
2024/06/14		Global Equity Ratings	
2024/06/14		Aktienempfehlungen Global	
2024/05/29		Global Equity Ratings	
2024/05/29		Aktienempfehlungen Global	
2024/04/26		Global Equity Ratings	