

# RIO TINTO PLC FUTURE (RIOJ) - EUX/C12

2024/04/23 18:25:01

**Price**  
**5,255.3716** GBP

**Difference**  **-1.34% (-71.22)**

### General attributes

Symbol	RIOJC12
Exchange	Eurex
Currency	GBp
Security type	Future
Underlying	RIO TINTO ORD GBP0.10
Maturity	04-2025
Contract size	1,000

### Market data

Bid (Bid size)	- GBp (-)
Ask (Ask size)	- GBp (-)
Open	5,255.3716 GBp
High	5,255.3716 GBp
Low	5,255.3716 GBp
Close (prev. day)	5,326.5873 GBp
Underlying	RIO TINTO ORD GBP0.10
Underlying price (date)	5,501.00 (24/04/24)
Settlement price (date)	5,255.37 (24/04/23)
Open Interest	0

### Performance and Risk

	6m	1y	3y
Perf (%)	+8.25%	+4.50%	-
Perf (abs.)	+400.50	+226.33	-
Beta	-	-	-
Volatility	23.31	25.33	-

### Futures and Options

Related Futures	-
Related Options	-

5y












Information about previous performance does not guarantee future performance.  
 Source: FactSet

### Price data

Ø price 5 days   Ø volume 5 days (pcs.)	5,302.1064 GBp (0)
Ø price 30 days   Ø volume 30 days (pcs.)	5,057.7293 GBp (0)
Ø price 100 days   Ø volume 100 days (pcs.)	5,274.9612 GBp (0)
Ø price 250 days   Ø volume 250 days (pcs.)	5,126.7473 GBp (0)
YTD High   date	5,843.7727 GBp (2024/01/02)
YTD Low   date	4,810.3559 GBp (2024/03/18)
52 Weeks High   date	5,843.7727 GBp (2024/01/02)
52 Weeks Low   date	4,582.6236 GBp (2023/08/21)

### Recent Research

on underlying		on sector	
Date		Headline	Download
2024/04/03		Global Equity Ratings	
2024/04/03		Aktienempfehlungen Global	
2024/03/13		Global Equity Ratings	
2024/03/13		Aktienempfehlungen Global	
2024/02/22		Aktienempfehlungen Global	