

RWE AG FUTURE (RWEH) - EUX/C13

2024/08/14 18:37:05

Price
30.6938 EUR

Difference  **-5.78% (-1.88)**

General attributes

Symbol	RWEHC13
Exchange	Eurex
Currency	EUR
Security type	Future
Underlying	RWE AG
Maturity	08-2025
Contract size	100

Market data

Bid (Bid size)	- EUR (-)
Ask (Ask size)	- EUR (-)
Open	30.6938 EUR
High	30.6938 EUR
Low	30.6938 EUR
Close (prev. day)	32.5767 EUR
Underlying	RWE AG
Underlying price (date)	30.45 (24/08/14)
Settlement price (date)	30.69 (24/08/14)
Open Interest	0

Performance and Risk

	6m	1y	3y
Perf (%)	-4.66%	-22.99%	-
Perf (abs.)	-1.50	-9.16	-
Beta	-	-	-
Volatility	29.58	25.76	-

Futures and Options

Related Futures	-
Related Options	-












5y

Information about previous performance does not guarantee future performance.
Source: FactSet

Price data

Ø price 5 days Ø volume 5 days (pcs.)	32.0752 EUR (0)
Ø price 30 days Ø volume 30 days (pcs.)	33.2497 EUR (0)
Ø price 100 days Ø volume 100 days (pcs.)	32.6825 EUR (0)
Ø price 250 days Ø volume 250 days (pcs.)	35.4523 EUR (0)
YTD High date	41.8829 EUR (2024/01/09)
YTD Low date	30.6938 EUR (2024/08/14)
52 Weeks High date	42.4562 EUR (2023/12/14)
52 Weeks Low date	30.6938 EUR (2024/08/14)

Recent Research

on underlying		on sector		on market	
Date		Headline		Download	
2024/08/12		Global Equity Ratings			
2024/08/12		Aktienempfehlungen Global			
2024/07/24		Global Equity Ratings			
2024/07/24		Aktienempfehlungen Global			
2024/07/15		Aktienempfehlungen Global		