

ROYAL DUTCH SHELL FUTURE (R6CF) - EUX/C10

2024/07/26 18:35:45

Price
32.7204 EUR

Difference  0.43% (0.14)

General attributes

Symbol	R6CFC10
Exchange	Eurex
Currency	EUR
Security type	Future
Underlying	SHELL PLC
Maturity	05-2025
Contract size	100

Market data

Bid (Bid size)	- EUR (-)
Ask (Ask size)	- EUR (-)
Open	32.7204 EUR
High	32.7204 EUR
Low	32.7204 EUR
Close (prev. day)	32.5791 EUR
Underlying	SHELL PLC
Underlying price (date)	33.065 (24/07/26)
Settlement price (date)	32.72 (24/07/26)
Open Interest	0

Performance and Risk

	6m	1y	3y
Perf (%)	+15.30%	+16.72%	-
Perf (abs.)	+4.34	+4.69	-
Beta	-	-	-
Volatility	16.36	17.80	-

Futures and Options

Related Futures	-
Related Options	-

5y












Information about previous performance does not guarantee future performance.
Source: FactSet

Price data

Ø price 5 days Ø volume 5 days (pcs.)	32.7019 EUR (0)
Ø price 30 days Ø volume 30 days (pcs.)	33.1194 EUR (0)
Ø price 100 days Ø volume 100 days (pcs.)	32.4331 EUR (0)
Ø price 250 days Ø volume 250 days (pcs.)	30.4634 EUR (0)
YTD High date	34.6156 EUR (2024/04/12)
YTD Low date	27.5512 EUR (2024/01/22)
52 Weeks High date	34.6156 EUR (2024/04/12)
52 Weeks Low date	27.0125 EUR (2023/08/02)

Recent Research

Date	Headline	Download
2024/07/26	 Equity Weekly	
2024/07/24	 Global Equity Ratings	
2024/07/24	 Aktienempfehlungen Global	
2024/07/15	 Aktienempfehlungen Global	
2024/07/12	 Equity Weekly	