

SIEMENS AG FUTURE (SIEH) - EUX/C13

2024/04/25 18:47:24

Price
176.4351 EURDifference  -0.55% (-0.97)

General attributes

Symbol	SIEHC13
Exchange	Eurex
Currency	EUR
Security type	Future
Underlying	SIEMENS AG
Maturity	05-2025
Contract size	100

Market data

Bid (Bid size)	- EUR (-)
Ask (Ask size)	- EUR (-)
Open	176.4351 EUR
High	176.4351 EUR
Low	176.4351 EUR
Close (prev. day)	177.4057 EUR
Underlying	SIEMENS AG
Underlying price (date)	174.42 (24/04/26)
Settlement price (date)	176.44 (24/04/25)
Open Interest	0

Performance and Risk

	6m	1y	3y
Perf (%)	+37.30%	+17.77%	-
Perf (abs.)	+47.93	+26.62	-
Beta	-	-	-
Volatility	23.86	24.57	-

Futures and Options

Related Futures	-
Related Options	-

5y












Information about previous performance does not guarantee future performance.
Source: FactSet

Price data

Ø price 5 days Ø volume 5 days (pcs.)	177.4247 EUR (0)
Ø price 30 days Ø volume 30 days (pcs.)	178.7346 EUR (0)
Ø price 100 days Ø volume 100 days (pcs.)	172.0563 EUR (0)
Ø price 250 days Ø volume 250 days (pcs.)	156.5730 EUR (0)
YTD High date	190.2800 EUR (2024/03/18)
YTD Low date	160.3918 EUR (2024/01/23)
52 Weeks High date	190.2800 EUR (2024/03/18)
52 Weeks Low date	122.5720 EUR (2023/10/26)

Recent Research

on underlying	on sector	on market	
Date		Headline	Download
2024/04/03		Global Equity Ratings	
2024/04/03		Aktienempfehlungen Global	
2024/03/13		Global Equity Ratings	
2024/03/13		Aktienempfehlungen Global	
2024/02/22		Aktienempfehlungen Global	