

KERING S.A. FUTURE (PPXH) - EUX/C11

2024/09/13 18:35:33

Price
228.4811 EURDifference  0.42% (0.96)

General attributes

Symbol	PPXHC11
Exchange	Eurex
Currency	EUR
Security type	Future
Underlying	KERING S.A.
Maturity	07-2025
Contract size	100

Market data

Bid (Bid size)	- EUR (-)
Ask (Ask size)	- EUR (-)
Open	228.4811 EUR
High	228.4811 EUR
Low	228.4811 EUR
Close (prev. day)	227.5211 EUR
Underlying	KERING S.A.
Underlying price (date)	229.00 (24/09/13)
Settlement price (date)	228.48 (24/09/13)
Open Interest	0

Performance and Risk

	6m	1y	3y
Perf (%)	-46.02%	-50.91%	-
Perf (abs.)	-194.83	-236.94	-
Beta	-	-	-
Volatility	39.75	33.58	-

Futures and Options

Related Futures	-
Related Options	-












5y

Information about previous performance does not guarantee future performance.
Source: FactSet

Price data

Ø price 5 days Ø volume 5 days (pcs.)	228.8152 EUR (0)
Ø price 30 days Ø volume 30 days (pcs.)	251.2171 EUR (0)
Ø price 100 days Ø volume 100 days (pcs.)	281.6335 EUR (0)
Ø price 250 days Ø volume 250 days (pcs.)	364.6711 EUR (0)
YTD High date	435.6132 EUR (2024/02/22)
YTD Low date	227.5211 EUR (2024/09/12)
52 Weeks High date	473.0175 EUR (2023/09/15)
52 Weeks Low date	227.5211 EUR (2024/09/12)

Recent Research

on underlying	on sector	on market	
Date		Headline	Download
2024/02/14		Global Equity Ratings	
2024/02/14		Aktienempfehlungen Global	
2024/01/23		Global Equity Ratings	
2024/01/23		Aktienempfehlungen Global	
2023/12/21		Global Equity Ratings	