

KERING S.A. FUTURE (PPXH) - EUX/C11

2024/07/12 18:59:06

Price
340.5747 EURDifference  2.43% (8.08)

General attributes

Symbol	PPXHC11
Exchange	Eurex
Currency	EUR
Security type	Future
Underlying	KERING S.A.
Maturity	05-2025
Contract size	100

Market data

Bid (Bid size)	- EUR (-)
Ask (Ask size)	- EUR (-)
Open	340.5747 EUR
High	340.5747 EUR
Low	340.5747 EUR
Close (prev. day)	332.499 EUR
Underlying	KERING S.A.
Underlying price (date)	339.20 (24/07/12)
Settlement price (date)	340.57 (24/07/12)
Open Interest	0

Performance and Risk

	6m	1y	3y
Perf (%)	-7.09%	-32.37%	-
Perf (abs.)	-26.00	-163.03	-
Beta	-	-	-
Volatility	38.75	32.28	-

Futures and Options

Related Futures	-
Related Options	-












Information about previous performance does not guarantee future performance.
Source: FactSet

Price data

Ø price 5 days Ø volume 5 days (pcs.)	329.7100 EUR (0)
Ø price 30 days Ø volume 30 days (pcs.)	325.7195 EUR (0)
Ø price 100 days Ø volume 100 days (pcs.)	371.5255 EUR (0)
Ø price 250 days Ø volume 250 days (pcs.)	415.2259 EUR (0)
YTD High date	435.6132 EUR (2024/02/22)
YTD Low date	311.9482 EUR (2024/06/17)
52 Weeks High date	547.2225 EUR (2023/07/20)
52 Weeks Low date	311.9482 EUR (2024/06/17)

Recent Research

on underlying on sector on market			
Date		Headline	Download
2024/02/14		Global Equity Ratings	
2024/02/14		Aktienempfehlungen Global	
2024/01/23		Global Equity Ratings	
2024/01/23		Aktienempfehlungen Global	
2023/12/21		Global Equity Ratings	