

## KERING S.A. FUTURE (PPXH) - EUX/C11

2024/04/30 18:39:45

Price  
**328.5747** EURDifference  -1.75% (-5.85)

## General attributes

Symbol	PPXHC11
Exchange	Eurex
Currency	EUR
Security type	Future
Underlying	KERING S.A.
Maturity	03-2025
Contract size	100

## Market data

Bid (Bid size)	- EUR (-)
Ask (Ask size)	- EUR (-)
Open	328.5747 EUR
High	328.5747 EUR
Low	328.5747 EUR
Close (prev. day)	334.4265 EUR
Underlying	KERING S.A.
Underlying price (date)	331.10 (24/05/08)
Settlement price (date)	337.89 (24/05/08)
Open Interest	0

## Performance and Risk

	6m	1y	3y
Perf (%)	-14.77%	-43.89%	-
Perf (abs.)	-56.93	-257.05	-
Beta	-	-	-
Volatility	34.54	30.24	-

## Futures and Options

Related Futures	-
Related Options	-












Information about previous performance does not guarantee future performance.  
Source: FactSet

## Price data

Ø price 5 days   Ø volume 5 days (pcs.)	330.1615 EUR (0)
Ø price 30 days   Ø volume 30 days (pcs.)	357.3012 EUR (0)
Ø price 100 days   Ø volume 100 days (pcs.)	388.3755 EUR (0)
Ø price 250 days   Ø volume 250 days (pcs.)	441.3177 EUR (0)
YTD High   date	435.6132 EUR (2024/02/22)
YTD Low   date	324.8212 EUR (2024/04/24)
52 Weeks High   date	580.2583 EUR (2023/05/03)
52 Weeks Low   date	324.8212 EUR (2024/04/24)

## Recent Research

on underlying	on sector	on market	
Date		Headline	Download
2024/02/14		Global Equity Ratings	
2024/02/14		Aktienempfehlungen Global	
2024/01/23		Global Equity Ratings	
2024/01/23		Aktienempfehlungen Global	
2023/12/21		Global Equity Ratings	