

KERING S.A. FUTURE (PPXH) - EUX/C1

2024/08/09 18:43:33

Price
254.7406 EUR

Difference  -1.79% (-4.63)

General attributes

Symbol	PPXHC1
Exchange	Eurex
Currency	EUR
Security type	Future
Underlying	KERING S.A.
Maturity	08-2024
Contract size	100

Market data

Bid (Bid size)	- EUR (-)
Ask (Ask size)	- EUR (-)
Open	254.7406 EUR
High	254.7406 EUR
Low	254.7406 EUR
Close (prev. day)	259.3717 EUR
Underlying	KERING S.A.
Underlying price (date)	254.55 (24/08/09)
Settlement price (date)	254.74 (24/08/09)
Open Interest	0

Performance and Risk

	6m	1y	3y
Perf (%)	-38.38%	-50.77%	-
Perf (abs.)	-158.68	-262.74	-
Beta	-	-	-
Volatility	39.98	33.02	-

Futures and Options

Related Futures	-
Related Options	-













Information about previous performance does not guarantee future performance.
Source: FactSet

Price data

Ø price 5 days Ø volume 5 days (pcs.)	259.7618 EUR (0)
Ø price 30 days Ø volume 30 days (pcs.)	298.7038 EUR (0)
Ø price 100 days Ø volume 100 days (pcs.)	324.8249 EUR (26)
Ø price 250 days Ø volume 250 days (pcs.)	390.5228 EUR (40)
YTD High date	435.5334 EUR (2024/02/22)
YTD Low date	254.7406 EUR (2024/08/09)
52 Weeks High date	528.8372 EUR (2023/08/10)
52 Weeks Low date	254.7406 EUR (2024/08/09)

Recent Research

on underlying	on sector	on market	
Date		Headline	Download
2024/02/14		Global Equity Ratings	
2024/02/14		Aktienempfehlungen Global	
2024/01/23		Global Equity Ratings	
2024/01/23		Aktienempfehlungen Global	
2023/12/21		Global Equity Ratings	

5y