

## KERING S.A. FUTURE (PPXH) - EUX/C1

2024/07/16 18:50:51

Price  
**311.4533** EURDifference  -3.11% (-9.99)

## General attributes

Symbol	PPXHC1
Exchange	Eurex
Currency	EUR
Security type	Future
Underlying	KERING S.A.
Maturity	07-2024
Contract size	100

## Market data

Bid (Bid size)	- EUR (-)
Ask (Ask size)	- EUR (-)
Open	311.4533 EUR
High	311.4533 EUR
Low	311.4533 EUR
Close (prev. day)	321.4422 EUR
Underlying	KERING S.A.
Underlying price (date)	309.85 (24/07/17)
Settlement price (date)	311.45 (24/07/16)
Open Interest	0

## Performance and Risk

	6m	1y	3y
Perf (%)	-13.20%	-37.75%	-
Perf (abs.)	-47.36	-188.89	-
Beta	-	-	-
Volatility	39.54	32.52	-

## Futures and Options

Related Futures	-
Related Options	-

5y












Information about previous performance does not guarantee future performance.  
Source: FactSet

## Price data

Ø price 5 days   Ø volume 5 days (pcs.)	325.8550 EUR (0)
Ø price 30 days   Ø volume 30 days (pcs.)	321.0567 EUR (80)
Ø price 100 days   Ø volume 100 days (pcs.)	366.4789 EUR (53)
Ø price 250 days   Ø volume 250 days (pcs.)	410.5295 EUR (40)
YTD High   date	435.5334 EUR (2024/02/22)
YTD Low   date	304.7848 EUR (2024/06/17)
52 Weeks High   date	541.4533 EUR (2023/07/20)
52 Weeks Low   date	304.7848 EUR (2024/06/17)

## Recent Research

on underlying	on sector	on market	
Date		Headline	Download
2024/02/14		Global Equity Ratings	
2024/02/14		Aktienempfehlungen Global	
2024/01/23		Global Equity Ratings	
2024/01/23		Aktienempfehlungen Global	
2023/12/21		Global Equity Ratings	