

# SOPRA STERIA GROUP S.A. FUTURE (SOPF) - EUX/C1

2024/07/26 18:35:55

Price  
**173.2013** EUR

Difference  2.85% (4.79)

### General attributes

Symbol	SOPFC1
Exchange	Eurex
Currency	EUR
Security type	Future
Underlying	SOPRA STERIA GROUP S.A.
Maturity	08-2024
Contract size	100

### Market data

Bid (Bid size)	- EUR (-)
Ask (Ask size)	- EUR (-)
Open	173.2013 EUR
High	173.2013 EUR
Low	173.2013 EUR
Close (prev. day)	168.4087 EUR
Underlying	SOPRA STERIA GROUP S.A.
Underlying price (date)	172.80 (24/07/26)
Settlement price (date)	173.20 (24/07/26)
Open Interest	0

### Performance and Risk

	6m	1y	3y
Perf (%)	-19.25%	-6.64%	-
Perf (abs.)	-41.29	-12.32	-
Beta	-	-	-
Volatility	40.86	32.11	-

### Futures and Options

Related Futures	-
Related Options	-












Information about previous performance does not guarantee future performance.  
Source: FactSet

### Price data

Ø price 5 days   Ø volume 5 days (pcs.)	173.1997 EUR (0)
Ø price 30 days   Ø volume 30 days (pcs.)	185.2418 EUR (0)
Ø price 100 days   Ø volume 100 days (pcs.)	213.3428 EUR (0)
Ø price 250 days   Ø volume 250 days (pcs.)	201.2571 EUR (0)
YTD High   date	238.7608 EUR (2024/03/01)
YTD Low   date	168.4087 EUR (2024/07/25)
52 Weeks High   date	238.7608 EUR (2024/03/01)
52 Weeks Low   date	159.5657 EUR (2023/10/27)

### Recent Research

on sector		on market	
Date		Headline	Download
2024/07/26		Equity Weekly	
2024/07/24		Global Equity Ratings	
2024/07/24		Aktienempfehlungen Global	
2024/07/15		Aktienempfehlungen Global	
2024/07/12		Global Equity Ratings	