

# SANOFI S.A. FUTURE (SNWG) - EUX/C11

2024/09/17 18:46:15

Price  
**102.4048** EUR

Difference  -0.43% (-0.44)

### General attributes

Symbol	SNWGC11
Exchange	Eurex
Currency	EUR
Security type	Future
Underlying	SANOFI S.A.
Maturity	07-2025
Contract size	100

### Market data

Bid (Bid size)	- EUR (-)
Ask (Ask size)	- EUR (-)
Open	102.4048 EUR
High	102.4048 EUR
Low	102.4048 EUR
Close (prev. day)	102.845 EUR
Underlying	SANOFI S.A.
Underlying price (date)	102.90 (24/09/17)
Settlement price (date)	102.40 (24/09/17)
Open Interest	0

### Performance and Risk

	6m	1y	3y
Perf (%)	+17.35%	-0.34%	-
Perf (abs.)	+15.21	-0.35	-
Beta	-	-	-
Volatility	22.34	30.77	-

### Futures and Options

Related Futures	-
Related Options	-












Information about previous performance does not guarantee future performance.  
Source: FactSet

### Price data

Ø price 5 days   Ø volume 5 days (pcs.)	103.5040 EUR (0)
Ø price 30 days   Ø volume 30 days (pcs.)	100.1310 EUR (0)
Ø price 100 days   Ø volume 100 days (pcs.)	96.9830 EUR (0)
Ø price 250 days   Ø volume 250 days (pcs.)	92.0981 EUR (0)
YTD High   date	105.4132 EUR (2024/09/09)
YTD Low   date	84.5864 EUR (2024/04/18)
52 Weeks High   date	105.4132 EUR (2024/09/09)
52 Weeks Low   date	81.3319 EUR (2023/10/27)

### Recent Research

on underlying	on sector	on market	
Date		Headline	Download
2024/09/11		Global Equity Ratings	
2024/09/11		Aktienempfehlungen Global	
2024/09/05		Global Equity Ratings	
2024/09/05		Aktienempfehlungen Global	
2024/08/12		Global Equity Ratings	