


# SANOFI S.A. FUTURE (SNWG) - EUX/C11

2024/04/18 18:31:48

**Price**  
**84.5864** EUR

**Difference**  **-1.15% (-0.99)**

**General attributes**

Symbol	SNWGC11
Exchange	Eurex
Currency	EUR
Security type	Future
Underlying	SANOFI S.A.
Maturity	02-2025
Contract size	100

**Market data**

Bid (Bid size)	- EUR (-)
Ask (Ask size)	- EUR (-)
Open	84.5864 EUR
High	84.5864 EUR
Low	84.5864 EUR
Close (prev. day)	85.5718 EUR
Underlying	SANOFI S.A.
Underlying price (date)	85.23 (24/04/18)
Settlement price (date)	84.59 (24/04/18)
Open Interest	0

**Performance and Risk**

	6m	1y	3y
Perf (%)	-16.84%	-16.52%	-
Perf (abs.)	-17.13	-16.74	-
Beta	-	-	-
Volatility	35.50	28.65	-

**Futures and Options**

Related Futures	-
Related Options	-












Information about previous performance does not guarantee future performance.  
 Source: FactSet

**Price data**

Ø price 5 days   Ø volume 5 days (pcs.)	85.8346 EUR (0)
Ø price 30 days   Ø volume 30 days (pcs.)	87.6293 EUR (0)
Ø price 100 days   Ø volume 100 days (pcs.)	88.6500 EUR (0)
Ø price 250 days   Ø volume 250 days (pcs.)	93.8397 EUR (0)
YTD High   date	95.4848 EUR (2024/01/12)
YTD Low   date	84.5864 EUR (2024/04/18)
52 Weeks High   date	104.9594 EUR (2023/04/25)
52 Weeks Low   date	81.3319 EUR (2023/10/27)

**Recent Research**

on underlying	on sector	on market	
Date		Headline	Download
2024/04/03		Global Equity Ratings	
2024/04/03		Aktienempfehlungen Global	
2024/03/13		Global Equity Ratings	
2024/03/13		Aktienempfehlungen Global	
2024/02/22		Aktienempfehlungen Global	