

SANOFI S.A. FUTURE (SNWG) - EUX/C1

2024/07/16 18:51:06

Price
91.9505 EUR

Difference  -0.56% (-0.52)

General attributes

Symbol	SNWGC1
Exchange	Eurex
Currency	EUR
Security type	Future
Underlying	SANOFI S.A.
Maturity	07-2024
Contract size	100

Market data

Bid (Bid size)	- EUR (-)
Ask (Ask size)	- EUR (-)
Open	91.9505 EUR
High	91.9505 EUR
Low	91.9505 EUR
Close (prev. day)	92.4709 EUR
Underlying	SANOFI S.A.
Underlying price (date)	91.92 (24/07/16)
Settlement price (date)	91.95 (24/07/16)
Open Interest	23,000

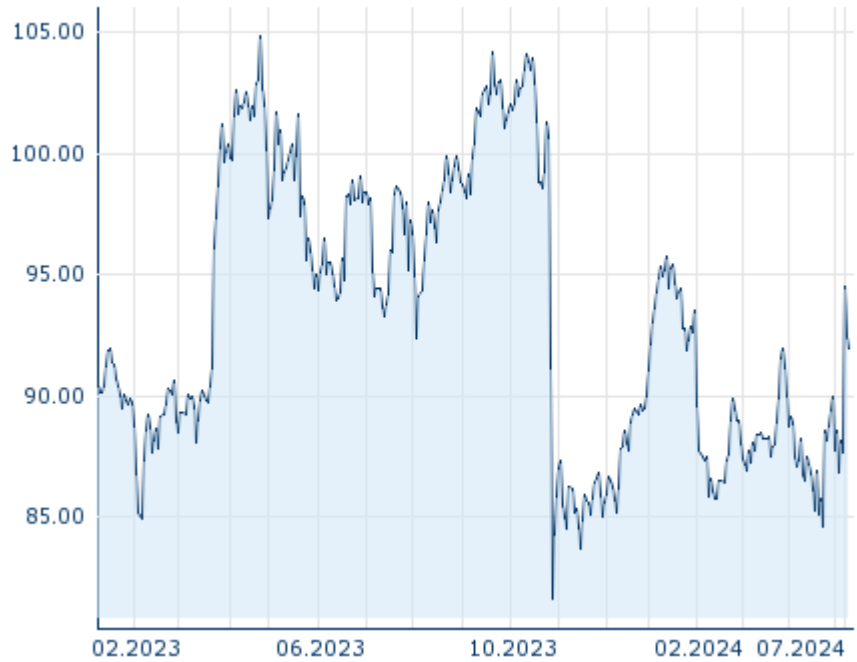
Performance and Risk

	6m	1y	3y
Perf (%)	-2.04%	-1.38%	-
Perf (abs.)	-1.93	-1.29	-
Beta	-	-	-
Volatility	24.08	30.76	-

Futures and Options

Related Futures	-
Related Options	-

5y












Information about previous performance does not guarantee future performance.
Source: FactSet

Price data

Ø price 5 days Ø volume 5 days (pcs.)	- EUR (-)
Ø price 30 days Ø volume 30 days (pcs.)	89.3959 EUR (1,195)
Ø price 100 days Ø volume 100 days (pcs.)	88.2522 EUR (464)
Ø price 250 days Ø volume 250 days (pcs.)	92.2784 EUR (344)
YTD High date	95.7236 EUR (2024/01/12)
YTD Low date	84.6162 EUR (2024/04/24)
52 Weeks High date	104.1394 EUR (2023/09/20)
52 Weeks Low date	81.6271 EUR (2023/10/27)

Recent Research

on underlying	on sector	on market	
Date		Headline	Download
2024/07/15		Aktienempfehlungen Global	
2024/07/12		Global Equity Ratings	
2024/06/21		Global Equity Ratings	
2024/06/21		Aktienempfehlungen Global	
2024/06/14		Global Equity Ratings	