

SANOFI S.A. FUTURE (SNWG) - EUX/C1

2024/04/18 18:31:48

Price
85.2395 EUR

Difference  -1.11% (-0.96)

General attributes

Symbol	SNWGC1
Exchange	Eurex
Currency	EUR
Security type	Future
Underlying	SANOFI S.A.
Maturity	04-2024
Contract size	100

Market data

Bid (Bid size)	- EUR (-)
Ask (Ask size)	- EUR (-)
Open	85.2395 EUR
High	85.2395 EUR
Low	85.2395 EUR
Close (prev. day)	86.1988 EUR
Underlying	SANOFI S.A.
Underlying price (date)	85.23 (24/04/18)
Settlement price (date)	85.24 (24/04/18)
Open Interest	0

Performance and Risk

	6m	1y	3y
Perf (%)	-15.92%	-15.94%	-
Perf (abs.)	-16.14	-16.17	-
Beta	-	-	-
Volatility	34.38	27.78	-

Futures and Options

Related Futures	-
Related Options	-












5y

Information about previous performance does not guarantee future performance.
Source: FactSet

Price data

Ø price 5 days Ø volume 5 days (pcs.)	86.4563 EUR (200)
Ø price 30 days Ø volume 30 days (pcs.)	88.1906 EUR (351)
Ø price 100 days Ø volume 100 days (pcs.)	89.1030 EUR (401)
Ø price 250 days Ø volume 250 days (pcs.)	93.7057 EUR (1,492)
YTD High date	95.7236 EUR (2024/01/12)
YTD Low date	85.2395 EUR (2024/04/18)
52 Weeks High date	104.8304 EUR (2023/04/25)
52 Weeks Low date	81.6271 EUR (2023/10/27)

Recent Research

on underlying	on sector	on market	
Date		Headline	Download
2024/04/03		Global Equity Ratings	
2024/04/03		Aktienempfehlungen Global	
2024/03/13		Global Equity Ratings	
2024/03/13		Aktienempfehlungen Global	
2024/02/22		Aktienempfehlungen Global	