

ROYAL BANK OF CANADA FUTURE (RYFF) - EUX/C11

2024/07/16 18:51:03

Price
111.7182 USD

Difference  **-0.48% (-0.54)**

General attributes

| | |
|---------------|----------------------|
| Symbol | RYFFC11 |
| Exchange | Eurex |
| Currency | USD |
| Security type | Future |
| Underlying | ROYAL BANK OF CANADA |
| Maturity | 05-2025 |
| Contract size | 100 |

Market data

| | |
|-------------------------|----------------------|
| Bid (Bid size) | - USD (-) |
| Ask (Ask size) | - USD (-) |
| Open | 111.7182 USD |
| High | 111.7182 USD |
| Low | 111.7182 USD |
| Close (prev. day) | 112.2621 USD |
| Underlying | ROYAL BANK OF CANADA |
| Underlying price (date) | 151.52 (24/07/16) |
| Settlement price (date) | 111.72 (24/07/16) |
| Open Interest | 0 |

Performance and Risk

| | 6m | 1y | 3y |
|-------------|---------|---------|----|
| Perf (%) | +12.86% | +14.69% | - |
| Perf (abs.) | +12.79 | +14.38 | - |
| Beta | - | - | - |
| Volatility | 19.86 | 19.26 | - |

Futures and Options

| | |
|-----------------|---|
| Related Futures | - |
| Related Options | - |













Information about previous performance does not guarantee future performance.
Source: FactSet

Price data

| | |
|---|---------------------------|
| Ø price 5 days Ø volume 5 days (pcs.) | - USD (-) |
| Ø price 30 days Ø volume 30 days (pcs.) | 107.2448 USD (0) |
| Ø price 100 days Ø volume 100 days (pcs.) | 101.3822 USD (0) |
| Ø price 250 days Ø volume 250 days (pcs.) | 95.4594 USD (0) |
| YTD High date | 112.4900 USD (2024/07/12) |
| YTD Low date | 97.3917 USD (2024/04/17) |
| 52 Weeks High date | 112.4900 USD (2024/07/12) |
| 52 Weeks Low date | 80.3888 USD (2023/10/27) |

Recent Research

| on underlying | | on sector | |
|---------------|---|---------------------------|---|
| Date | | Headline | Download |
| 2024/07/15 |  | Aktienempfehlungen Global |  |
| 2024/07/12 |  | Global Equity Ratings |  |
| 2024/06/21 |  | Global Equity Ratings |  |
| 2024/06/21 |  | Aktienempfehlungen Global |  |
| 2024/06/14 |  | Global Equity Ratings |  |